

## ASMGBxxxYD113S11

I-PEX MHF® 5L to RP-SMA Female Rear Mount Bulkhead with O-ring Pigtail Cable Assembly



### Key Features

- Connector 1: I-PEX MHF® 5L
- Connector 2: RP-SMA Female bulkhead with O-ring
- 1.13mm Coaxial Cable
- Impedance: 50Ω
- Lengths: 100mm / 200mm / Customisation Available
- Suggested Working Frequency: DC to 6GHz

### Typical Applications

- I-PEX MHF® 5L micro coaxial connector, ideal for a small form factor, high-frequency performance.
- RP-SMA Female bulkhead with O-ring rear mount connector for IP67 and secure rear-side installation.
- Cellular Modules, Wi-Fi/Bluetooth Devices, Drones/Robotics, Medical Devices and Wearable Devices.



### Environmental Specifications

- Operating Temperature: -40 to +90 °C
- RoHS and REACH compliant

### Ordering Details:

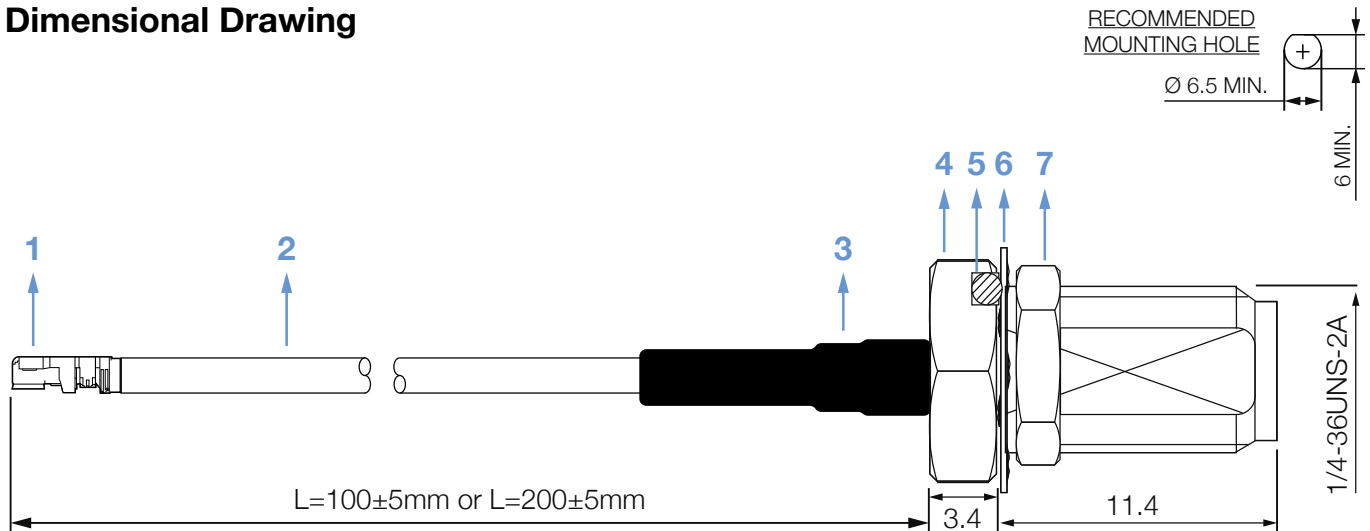
Part Number	Description
ASMGB010YD113S11	I-PEX MHF® 5L TO RP-SMA Female Bulkhead with O Ring IP67 100 mm 1.13 mm Cable
ASMGB020YD113S11	I-PEX MHF® 5L TO RP-SMA Female Bulkhead with O Ring IP67 200 mm 1.13 mm Cable

**Customisation Available:** We also offer customisation of cable lengths to meet your specific requirements. Whether you need a shorter or longer cable, we can tailor the solution to fit your exact needs - [siretta@sales.com](mailto:siretta@sales.com)

## ASMGBxxxYD113S11

I-PEX MHF® 5L to RP-SMA Female Rear Mount Bulkhead with O-ring Pigtail Cable Assembly

### Dimensional Drawing



### General Tolerances

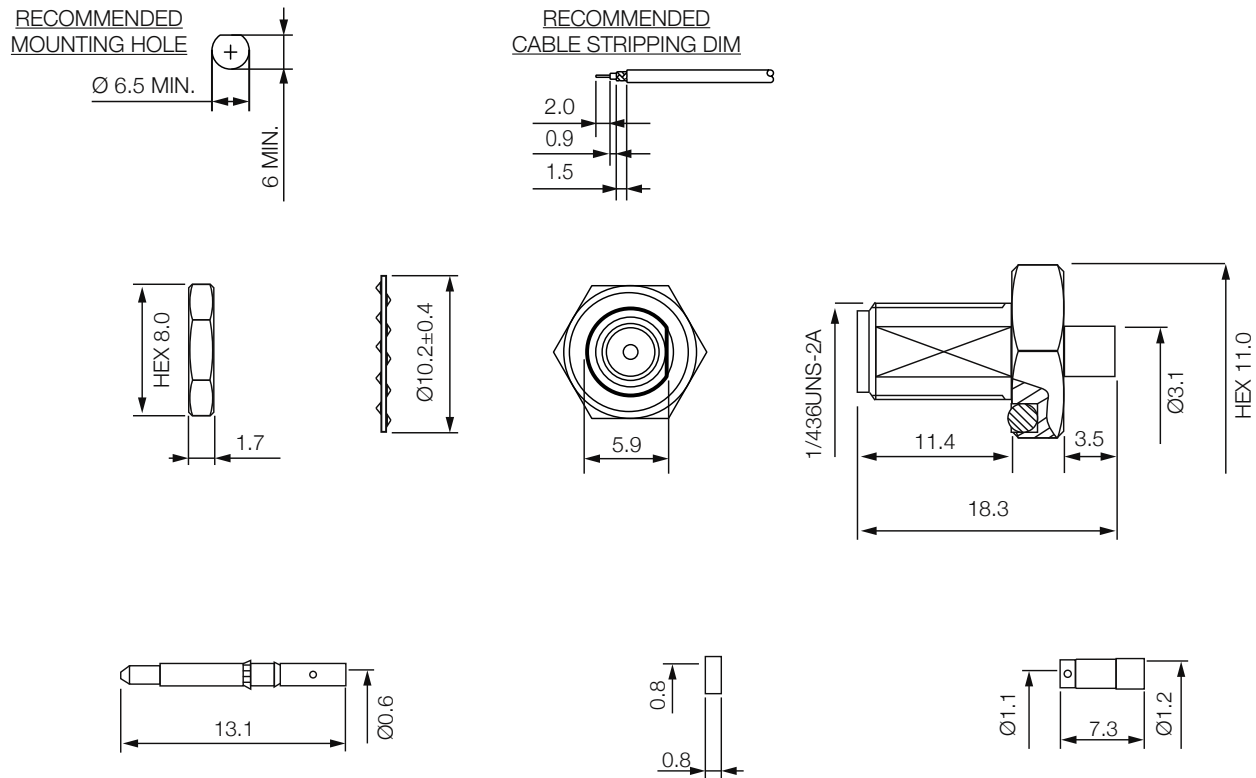
- Connector:  $\pm 2$
- Strip:  $\pm 0.3$

No.	Description	Quantity
1	I-PEX MHF MHF® 5L Plug	1
2	1.13 Coaxial Cable (Gray)	1
3	Heat Shrink (Black)	1
4	RP SMA Jack Bulkhead Jack hex 11.0 with O-ring	1
5	O-ring (red)	1
6	Washer	1
7	Nut	1

## ASMGBxxxYD113S11

I-PEX MHF® 5L to RP-SMA Female Rear Mount Bulkhead with O-ring Pigtail Cable Assembly

### RP-SMA-F Detailed Drawing

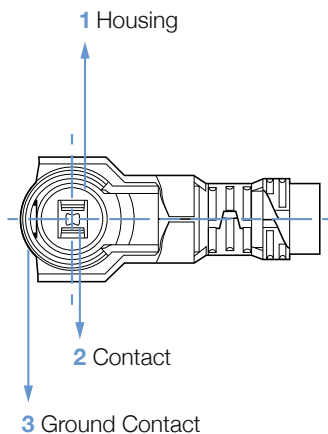
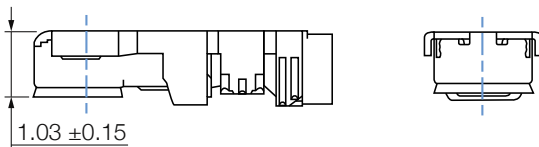
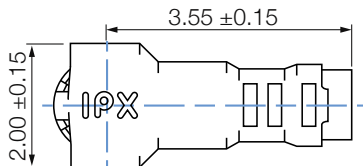


No.	Description	Material	Finish	Quantity
1	Body	Brass	Gold	1
2	Insulator A	Teflon	None	1
3	Center Pin	Brass	Gold	1
4	Insulator B	Teflon	None	1
5	Sleeve	Brass	Nickel	1
6	Washer	Brass	Gold	1
7	Nut	Brass	Gold	1
8	O-Ring	Silicone Rubber	Red	1

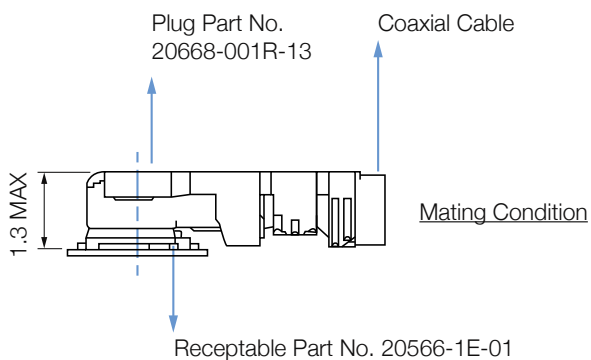
## ASMGBxxxYD113S11

I-PEX MHF® 5L to RP-SMA Female Rear Mount Bulkhead with O-ring Pigtail Cable Assembly

### I-PEX MHF®5L Detailed Drawing



No.	Description	Material	Finish/Remarks
1	Housing	LCP	UL94V-0 Black (GF 30%)
2	Contact	Phosphor Bronze	All over Ni 1.00 µm min. Contact part Au 0.05 µm min.
3	Ground Contact	Phosphor Bronze	All over Ni 1.00 µm min. Contact part Au 0.05 µm min. [Ni plating area] Ni only

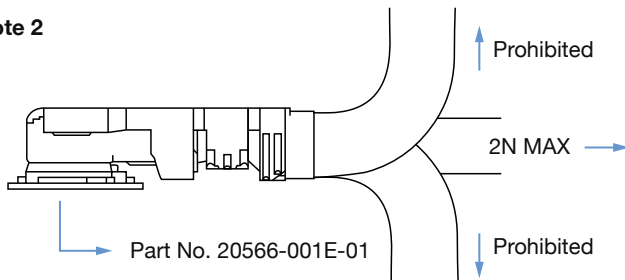


## ASMGBxxxYD113S11

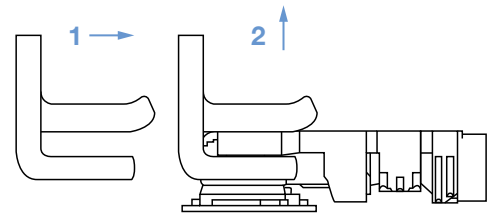
I-PEX MHF® 5L to RP-SMA Female Rear Mount Bulkhead with O-ring Pigtail Cable Assembly

### I-PEX MHF®5L Detailed Drawing (Installation)

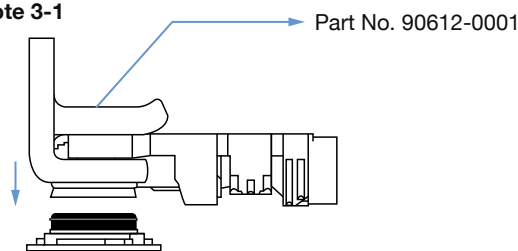
**Note 2**



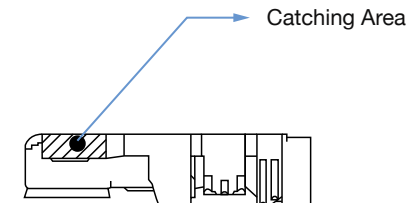
**Note 3-2-1**



**Note 3-1**



**Note 3-2-2**



#### NOTE:

1. Mating receptacle: 20566-001E-01
2. Permissible load of cable at mating
3. Mating and unmating instruction

#### 3-1. Mating

Mate the connector vertically as much as possible, adjusting the mating axis of plug and receptacle. Do not slant mate.

#### 3-2. Unmating

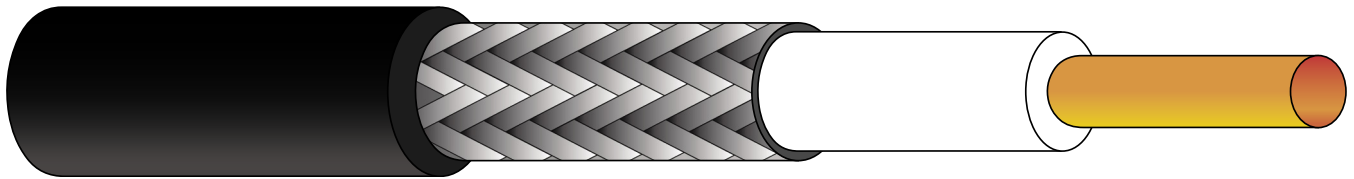
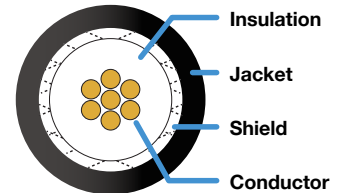
**3-2-1.** In case of unmating by insertion/extraction tool (part no. 90612-0001). Use the pulling tool as the following drawing, and pull plug to vertical direction as directly as possible.

**3-2-2.** In case of unmating directly by hand. Catch the catching area of plug, and pull plug to vertical direction as directly as possible.

## ASMGBxxxYD113S11

I-PEX MHF® 5L to RP-SMA Female Rear Mount Bulkhead with O-ring Pigtail Cable Assembly

### 1.13 Coaxial Cable Specification



Jacket	Braided Shield	Insulation	Conductor
Material FEP	Material Tinned Copper	Material FEP	Material Silver Coated Copper
Colour Grey/Black/Custom	Construction 16 / 4 / 0.050 mm	Average Thickness 0.22 mm	Construction 32AWG (7/0.085 mm)
Average Thickness 0.12 mm	Coverage 90%	Colour Clear	Diameter 0.26 mm
Diameter 1.13±0.1 mm		Diameter 0.70±0.03 mm	

### Electrical Specifications

Impedance:	50 ± 3 Ω
Conductor Resistance:	314 Ω/km 20°C Max
Insulation Resistance:	3000 MΩ-km Min
Capacitance:	96± 3 pF/M
Dielectric Strength:	AC 500 V/Minute
Spark Test:	1 kV
Nom. Vel. of. Prop:	69%
VSWR Test (0~6 GHz):	1.35 Max
VSWR Test (6~8 GHz):	1.45 Max
Flame Test:	VW-1 OK

## ASMGBxxxYD113S11

I-PEX MHF® 5L to RP-SMA Female Rear Mount Bulkhead with O-ring Pigtail Cable Assembly

### Physical Specifications

Item:	1.13 mm (32AWG)
Rating Temp Voltage:	105°C 30V
Minimum Bend Radius:	5.0 mm
Recognised:	UL 1979
Operating Temperature range:	-40°C ~ +200°C
Storage Temperature range:	-40°C ~ +200°C

#### Insulation - Unaged

Tensile Strength:	2500 PSI Min (1.76 Kg / (mm <sup>2</sup> ))
Elongation:	200% Min

#### Insulation - Aged

Tensile Strength:	UNAGED Min.75% (232°C×168HRS)
Elongation:	UNAGED Min.75% (232°C×168HRS)

#### Jacket - Unaged

Tensile Strength:	2500 PSI Min. ( 1.76 Kg / (mm <sup>2</sup> ))
Elongation:	200% Min

#### Jacket - Aged

Tensile Strength:	UNAGED Min.75% (232°C×168HRS)
Elongation:	UNAGED Min.75% (232°C×168HRS)

### Attenuation (across frequency)

Frequency (GHz)	1 GHz	2 GHz	3 GHz	4 GHz	5 GHz	6 GHz	7 GHz	8 GHz
dB/1m	2.20	3.10	3.90	4.50	5.00	5.50	6.10	6.70
dB/ft	0.67	0.95	1.19	1.37	1.52	1.68	1.86	2.04