

ASMGALxxxXC137S11

I-PEX MHF® 4L LK to IP67 SMA-Female Rear Mount Bulkhead Pigtail Cable Assembly



Key Features

- Connector 1: I-PEX MHF® 4L LK
- Connector 2: SMA Female bulkhead rear mount with O-ring
- 1.37 mm Coaxial Cable
- Impedance: 50 Ω
- Length: 100 mm
- Suggested Working Frequency: DC to 6GHz

Typical Applications

- I-PEX MHF® 4L LK micro coaxial connector, ideal for a small form factor, high-frequency performance.
- IP67 SMA Female bulkhead rear mount connector for secure rear-side installation.
- Cellular Modules, Wi-Fi/Bluetooth Devices, Drones/Robotics, Medical Devices and Wearable Devices.

IPEX MHF® 4L LK	SMAF Rearmount	IP 67	1.37 Coax	100 MM Length
BLE Bluetooth	ZB Zigbee	Wi-Fi 5 / 6 / 7	LoRa Wireless	5G New Radio
4G LTE	ISM DC to 6G	GNSS		

Environmental Specifications

- Operating Temperature: -40 to +90 °C
- RoHS and REACH compliant

Ordering Details:

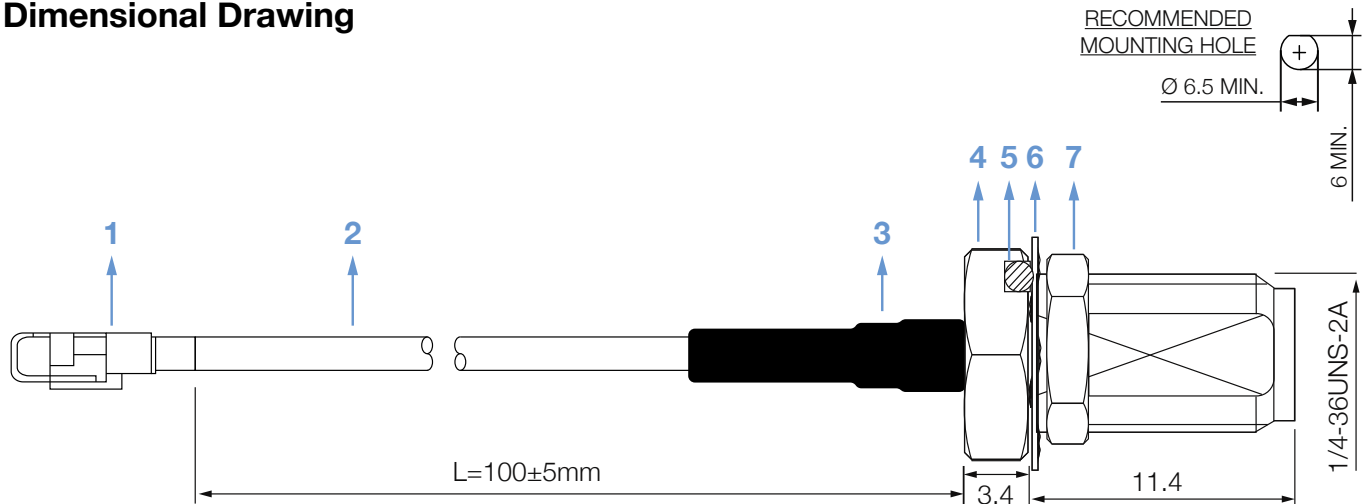
Part Number	Description
ASMGAL010XC137S11	IP67 I-PEX MHF® 4L LK To SMA Female Bulkhead Rearmount 100 MM 1.37 Cable

Customisation Available: We also offer customisation of cable lengths to meet your specific requirements. Whether you need a shorter or longer cable, we can tailor the solution to fit your exact needs - siretta@sales.com

ASMGALxxxXC137S11

I-PEX MHF® 4L LK to IP67 SMA-Female Rear Mount Bulkhead Pigtail Cable Assembly

Dimensional Drawing



No.	Description	Quantity
1	I-PEX MHF® 4L LK Plug	1
2	1.37 Coaxial Cable (Gray)	1
3	Heat Shrink (Black)	1
4	SMA bulk Jack HEX11.0 with O-ring	1
5	O-ring (Red)	1
6	Washer	1
7	Nut	1

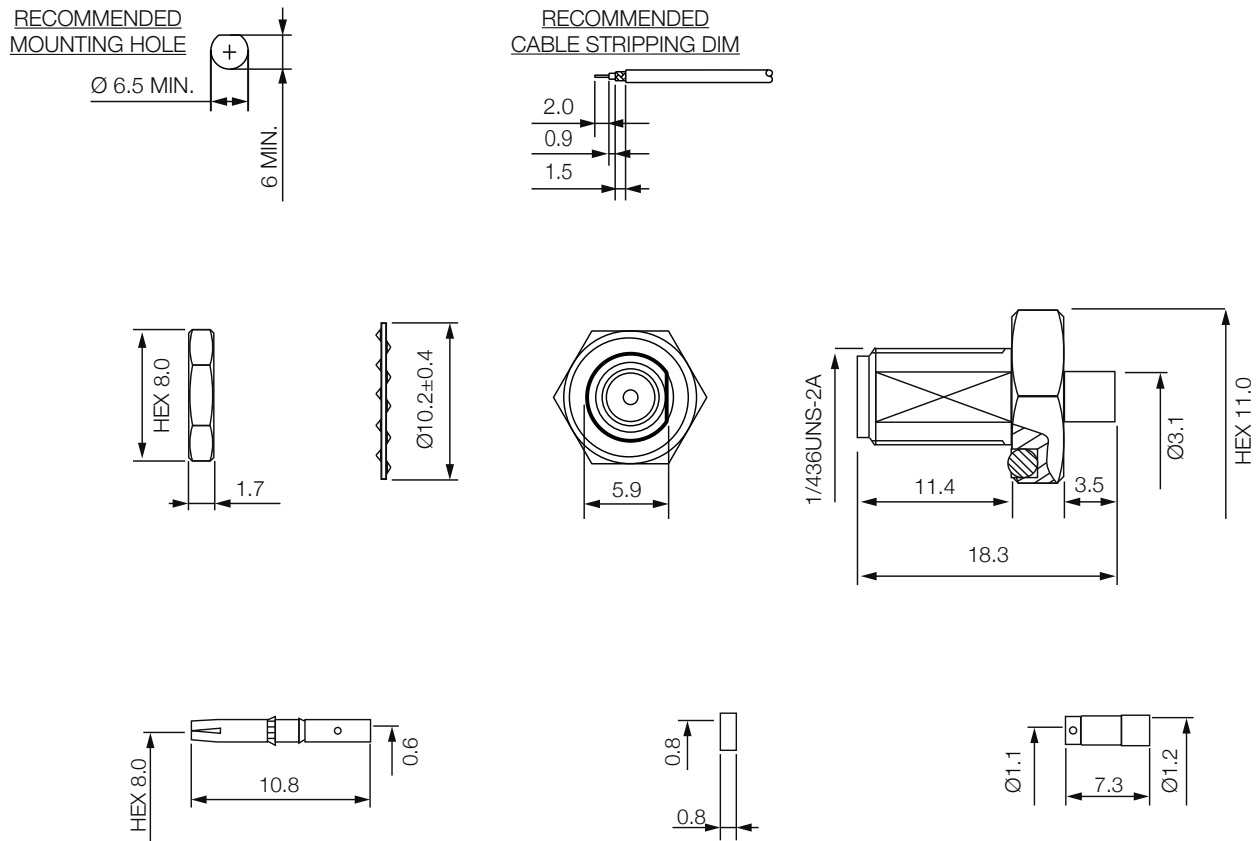
Electrical Data

- 100% continuity, short circuit test.
- Impedance: 50 Ω

ASMGALxxxXC137S11

I-PEX MHF® 4L LK to IP67 SMA-Female Rear Mount Bulkhead Pigtail Cable Assembly

SMA-F Detailed Drawing

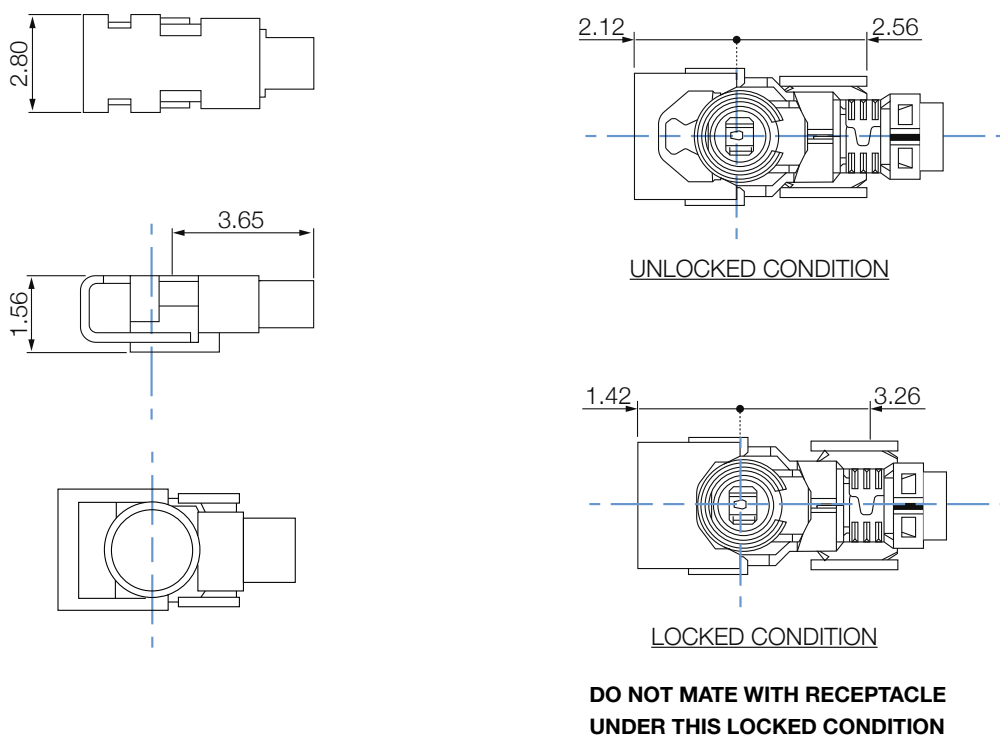


No.	Description	Material	Quantity
1	Body	Brass	1
2	Insulator A	Teflon	1
3	Center Pin	Be.Cu	1
4	Insulator B	Teflon	1
5	Sleeve	Brass	1
6	Washer	Brass	1
7	Nut	Brass	1

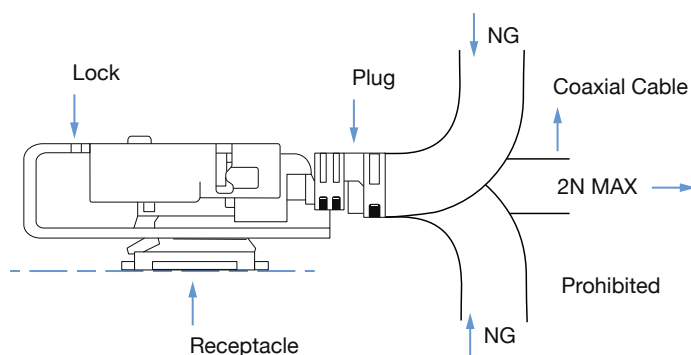
ASMGALxxxXC137S11

I-PEX MHF® 4L LK to IP67 SMA-Female Rear Mount Bulkhead Pigtail Cable Assembly

I-PEX MHF® 4L LK Detailed Drawing



I-PEX MHF® 4L Detailed Drawing (Installation)



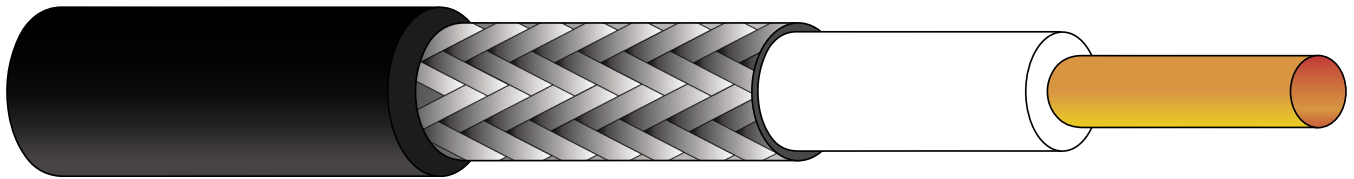
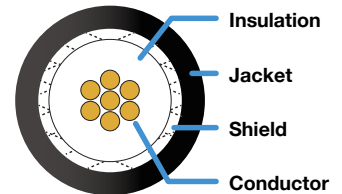
NOTE:

1. Packing: Plastic bag
2. Permissible load on the cable after mating
3. Cable crimp strength: 15N min
4. Orientation of connectors: $0^\circ \pm 45^\circ$
5. To operate lock part, follow I-PEX instruction manual HIM-19002
6. Do not rotate the plug in the mating condition

ASMGALxxxXC137S11

I-PEX MHF® 4L LK to IP67 SMA-Female Rear Mount Bulkhead Pigtail Cable Assembly

1.37 Coaxial Cable Specification



Jacket	Braided Shield	Insulation	Conductor
Material FEP	Material Tinned Copper	Material FEP	Material Silver-Coated Copper
Colour Grey/Black/Custom	Construction 16 / 6 / 0.05 mm	Average Thickness 0.30 mm	Construction 30AWG (7/0.107 mm)
Average Thickness 0.13 mm	Coverage 96 %	Colour Clear	Diameter 0.32mm
Diameter 1.37±0.05 mm		Diameter 0.92±0.03 mm	

Electrical Specifications

Impedance:	50 ± 3 Ω
Conductor Resistance:	314 Ω/km 20°C Max
Insulation Resistance:	3000 MOhm-km Min
Capacitance:	96 ± 3 pF/m
Dielectric Strength:	AC 500V/Minute
Spark Test:	1 KV
Nom. Vel. of. Prop:	69%
VSWR Test (0~6 GHz):	1.35 Max
VSWR Test (0~8 GHz):	1.45 Max
Flame Test:	VW-1 OK

ASMGALxxxXC137S11

I-PEX MHF® 4L LK to IP67 SMA-Female Rear Mount Bulkhead Pigtail Cable Assembly

Physical Specifications

Item:	1.37mm (30AWG)
Rating Temp Voltage:	105°C 30V
Minimum Bend Radius:	6 mm
Recognised:	UL 1979
Operating Temperature range:	-40°C ~ +200°C
Storage Temperature range:	-40°C ~ +200°C

Insulation - Unaged

Tensile Strength:	2500 PSI Min. (1.76 Kg / mm ²)
Elongation:	200% Min

Insulation - Aged

Tensile Strength:	Unaged Min. 75% (232°Cx 168H)
Elongation:	Unaged Min. 75% (232°Cx 168H)

Jacket - Unaged

Tensile Strength:	2500 PSI Min. (1.76 Kg / mm ²)
Elongation:	200% Min.

Jacket - Aged

Tensile Strength:	Unaged Min.75%(232°Cx 168H)
Elongation:	Unaged Min.75% (168HRSx232°C)

Attenuation (across frequency)

Frequency (GHz)	1 GHz	2 GHz	2.4 GHz	2.5 GHz	5.15 GHz	5.35 GHz	6.0 GHz	7.2 GHz	8 GHz
dB/1m	1.6	2.3	2.5	2.6	3.9	4.0	4.3	5.3	5.8
dB/ft	0.49	0.71	0.77	0.80	1.19	1.22	1.32	1.62	1.77