

ASMGLKLxxxXC113S11

I-PEX MHF® I LK to IP67 SMA-Female Rear Mount Bulkhead Pigtail Cable Assembly



Key Features

- Connector 1: I-PEX MHF® I LK
- Connector 2: SMA Female bulkhead rear mount with O-ring
- 1.13 mm Coaxial Cable
- Impedance: 50 Ω
- Length: 100 mm
- Suggested Working Frequency: DC to 6GHz

Typical Applications

- I-PEX MHF® I LK micro coaxial connector, ideal for a small form factor, high-frequency performance.
- IP67 SMA Female bulkhead rear mount connector for secure rear-side installation.
- Cellular Modules, Wi-Fi/Bluetooth Devices, Drones/Robotics, Medical Devices and Wearable Devices.

IPEX MHF® I LK	SMAF Rearmount	IP 67	1.13 Coax	100 MM Length
BLE Bluetooth	ZB Zigbee	Wi-Fi 5 / 6 / 7	LoRa Wireless	5G New Radio
4G LTE	ISM DC to 6G	GNSS		

Environmental Specifications

- Operating Temperature: -40 to +90 °C
- RoHS and REACH compliant

Ordering Details:

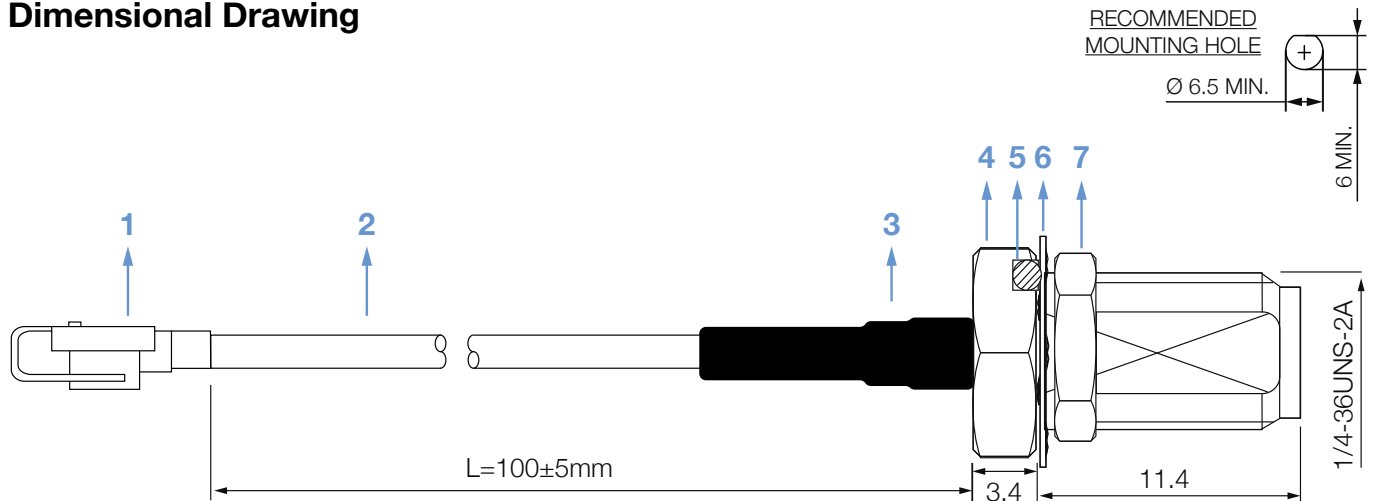
Part Number	Description
ASMGLKL010XC113S11	IP67 I-PEX MHF® I LK To SMA Female Bulkhead Rear Mount 100 MM 1.13 Cable

Customisation Available: We also offer customisation of cable lengths to meet your specific requirements. Whether you need a shorter or longer cable, we can tailor the solution to fit your exact needs - siretta@sales.com

ASMGLKLxxxXC113S11

I-PEX MHF® I LK to IP67 SMA-Female Rear Mount Bulkhead Pigtail Cable Assembly

Dimensional Drawing



Electrical Data

- 100% continuity, short circuit test.
- Impedance: 50 Ω

General Tolerances

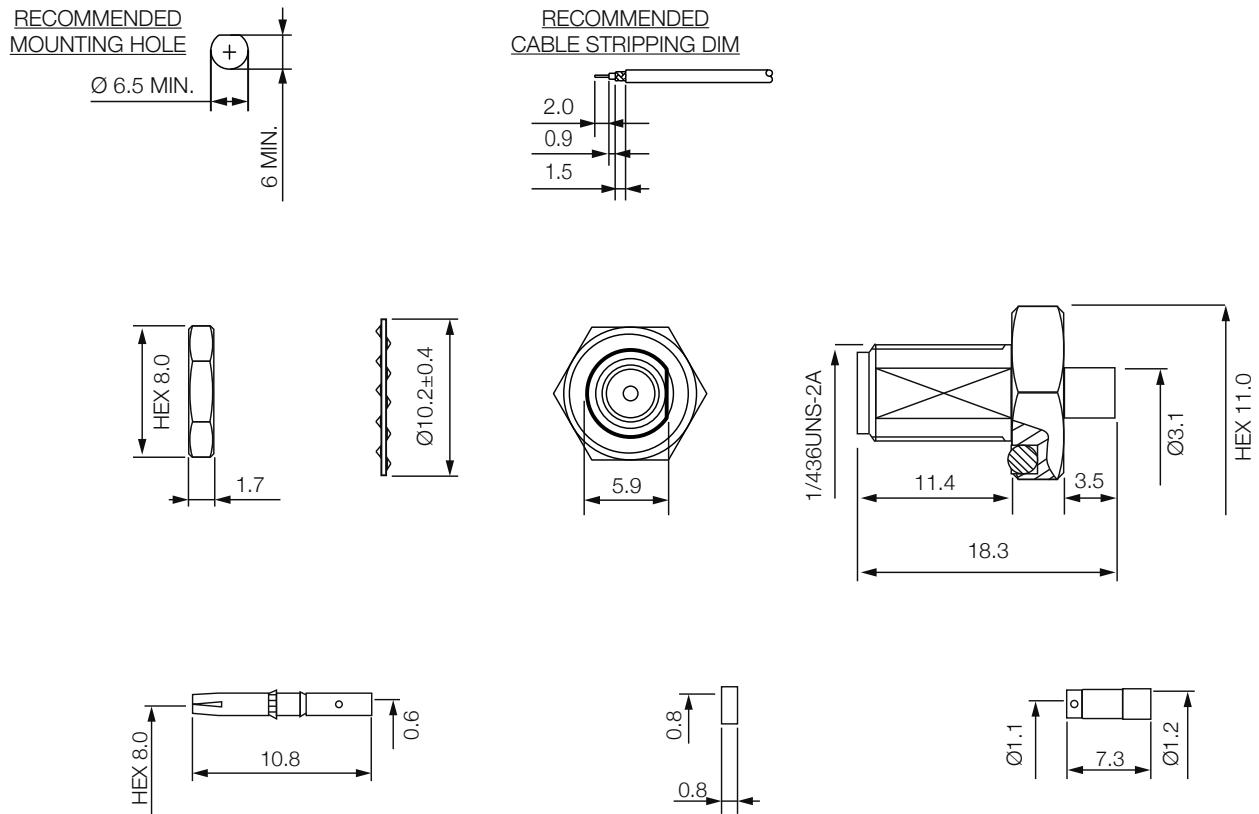
- Connector: ±.2
- Strip: ±0.3

No.	Description	Quantity
1	I-PEX MHF® I LK	1
2	1.13 Coaxial Cable (Gray)	1
3	Heat Shrink (Black)	1
4	SMA bulk Jack HEX11.0 with O-ring	1
5	O-ring (Red)	1
6	Washer	1
7	Nut	1

ASMGLKLxxxXC113S11

I-PEX MHF® I LK to IP67 SMA-Female Rear Mount Bulkhead Pigtail Cable Assembly

SMA-F Detailed Drawing

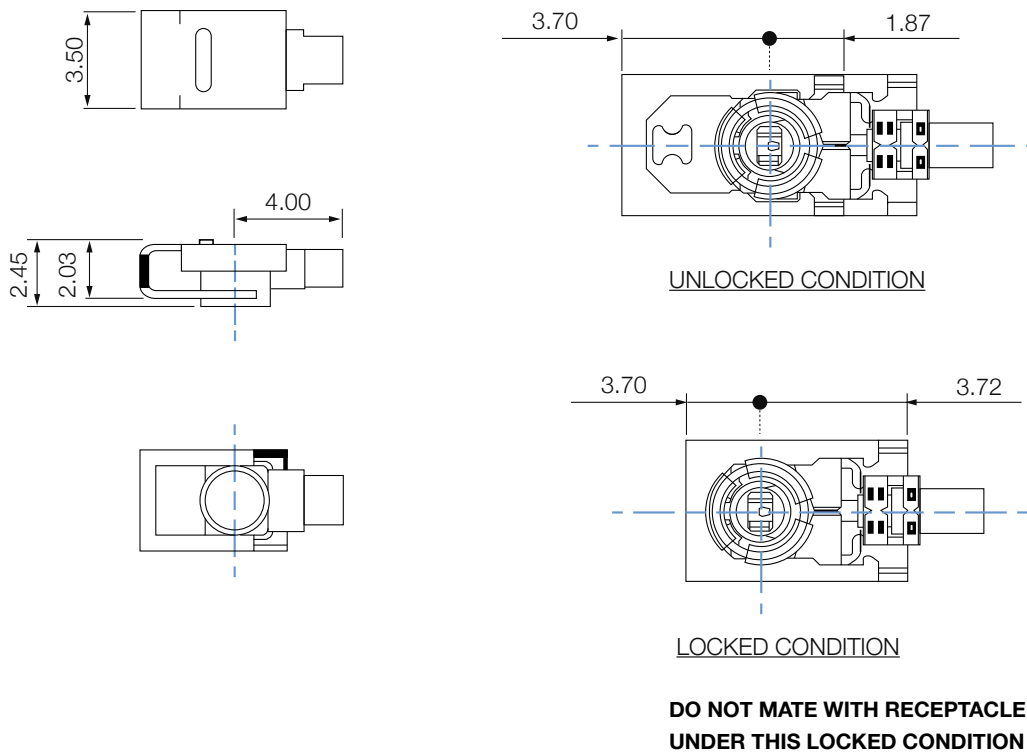


No.	Description	Material	Quantity
1	Body	Brass	1
2	Insulator A	Teflon	1
3	Center Pin	Be.Cu	1
4	Insulator B	Teflon	1
5	Sleeve	Brass	1
6	Washer	Brass	1
7	Nut	Brass	1

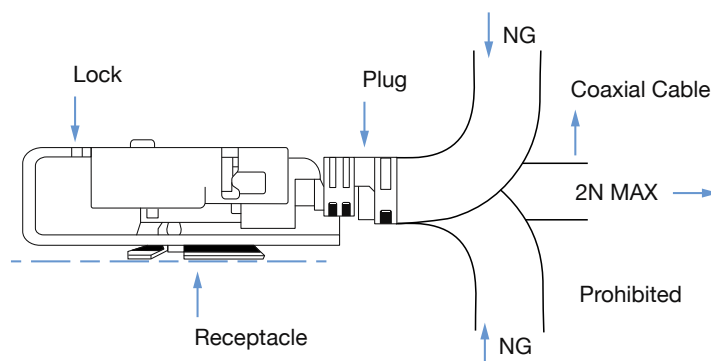
ASMGLKLxxxXC113S11

I-PEX MHF® I LK to IP67 SMA-Female Rear Mount Bulkhead Pigtail Cable Assembly

I-PEX MHF® I LK Detailed Drawing



I-PEX MHF® I LK Detailed Drawing (Installation)



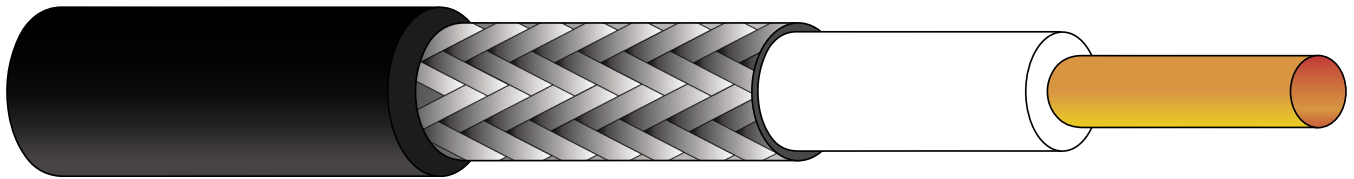
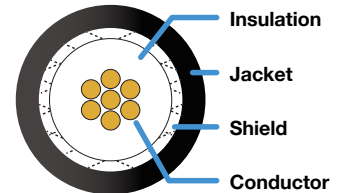
NOTE:

1. Packing: Plastic bag
2. Permissible load on the cable after mating
3. Cable crimp strength: 15N min
4. Orientation of connectors: $0^\circ \pm 45^\circ$
5. To operate lock part, follow I-PEX instruction manual HIM-19002
6. Do not rotate the plug in the mating condition

ASMGLKLxxxXC113S11

I-PEX MHF® I LK to IP67 SMA-Female Rear Mount Bulkhead Pigtail Cable Assembly

1.13 Coaxial Cable Specification



Jacket	Braided Shield	Insulation	Conductor
Material FEP	Material Tinned Copper	Material FEP	Material Silver Coated Copper
Colour Grey/Black/Custom	Construction 16 / 4 / 0.050 mm	Average Thickness 0.22 mm	Construction 32AWG (7/0.085 mm)
Average Thickness 0.12 mm	Coverage 90%	Colour Clear	Diameter 0.26 mm
Diameter 1.13±0.1 mm		Diameter 0.70±0.03 mm	

Electrical Specifications

Impedance:	50 ± 3 Ω
Conductor Resistance:	314 Ω/km 20°C Max
Insulation Resistance:	3000 MΩ-km Min
Capacitance:	96± 3 pF/M
Dielectric Strength:	AC 500 V/Minute
Spark Test:	1 KV
Nom. Vel. of. Prop:	69%
VSWR Test (0~6 GHz):	1.35 Max
VSWR Test (6~8 GHz):	1.45 Max
Flame Test:	VW-1 OK

ASMGLKLxxxXC113S11

I-PEX MHF® I LK to IP67 SMA-Female Rear Mount Bulkhead Pigtail Cable Assembly

Physical Specifications

Item:	1.13 mm (32AWG)
Rating Temp Voltage:	105°C 30V
Minimum Bend Radius:	5.0 mm
Recognised:	UL 1979
Operating Temperature range:	-40°C ~ +200°C
Storage Temperature range:	-40°C ~ +200°C

Insulation - Unaged

Tensile Strength:	2500 PSI Min (1.76 Kg / (mm ²))
Elongation:	200% Min

Insulation - Aged

Tensile Strength:	UNAGED Min.75% (232°C×168HRS)
Elongation:	UNAGED Min.75% (232°C×168HRS)

Jacket - Unaged

Tensile Strength:	2500 PSI Min. (1.76 Kg / (mm ²))
Elongation:	200% Min

Jacket - Aged

Tensile Strength:	UNAGED Min.75% (232°C×168HRS)
Elongation:	UNAGED Min.75% (232°C×168HRS)

Attenuation (across frequency)

Frequency (GHz)	1 GHz	2 GHz	3 GHz	4 GHz	5 GHz	6 GHz	7 GHz	8 GHz
dB/1m	2.20	3.10	3.90	4.50	5.00	5.50	6.10	6.70
dB/ft	0.67	0.95	1.19	1.37	1.52	1.68	1.86	2.04