


Low Loss (SLL200) Cable

QMA-Male To N-TYPE-Male



Key Features

- Connector 1: QMA Male Straight
- Connector 2: N-TYPE Male Straight
- Low Loss (SLL200) Coaxial Cable
- Impedance: 50Ω
- Lengths: 1M / 5M / 10M/ 15M / 20M
- Suggested Working Frequency: DC to 6GHz

Typical Applications

- Low Loss RF cable for cellular routers, IoT devices, and lab testing.
- Quick-lock connectors with low-loss design for reliable performance and easy handling
- IoT, communications, and modular RF system, Wi-Fi/Bluetooth Devices and Medical Devices.

Environmental Specifications

- Operating Temperature: -40 to +90 °C
- RoHS and REACH compliant

Ordering Details:

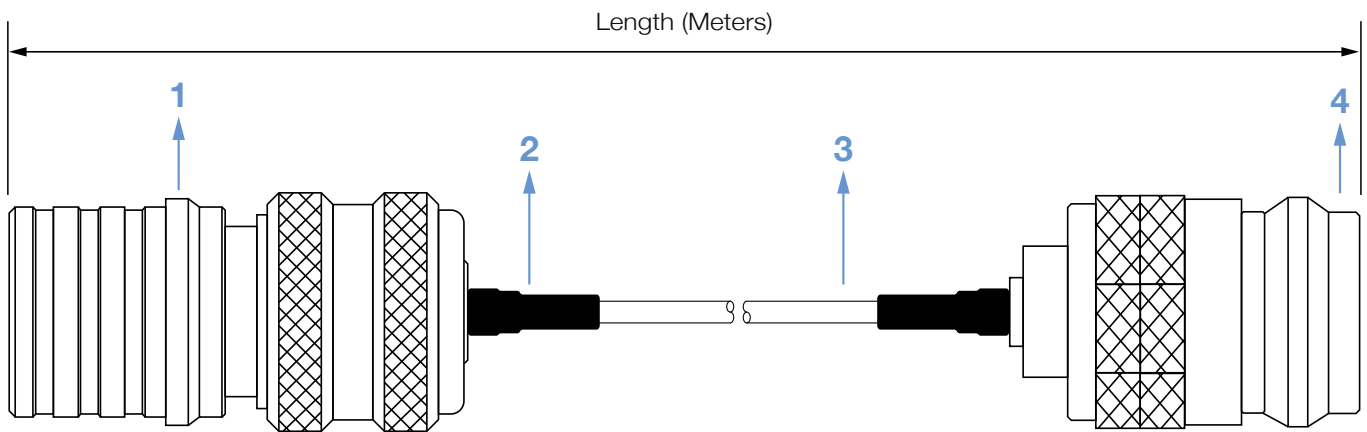
Part Number	Description
ASMQM100R058L11	QMA(M) to N-TYPE(M) 1 M Low Loss (SLL200) Cable
ASMQM500R058L11	QMA(M) to N-TYPE(M) 5 M Low Loss (SLL200) Cable
ASMQM1000R058L11	QMA(M) to N-TYPE(M) 10 M Low Loss (SLL200) Cable
ASMQM1500R058L11	QMA(M) to N-TYPE(M) 15 M Low Loss (SLL200) Cable
ASMQM2000R058L11	QMA(M) to N-TYPE(M) 20 M Low Loss (SLL200) Cable

Customisation Available: We also offer customisation of cable lengths to meet your specific requirements. Whether you need a shorter or longer cable, we can tailor the solution to fit your exact needs - siretta@sales.com

Low Loss (SLL200) Cable

QMA-Male To N-TYPE-Male

Dimensional Drawing



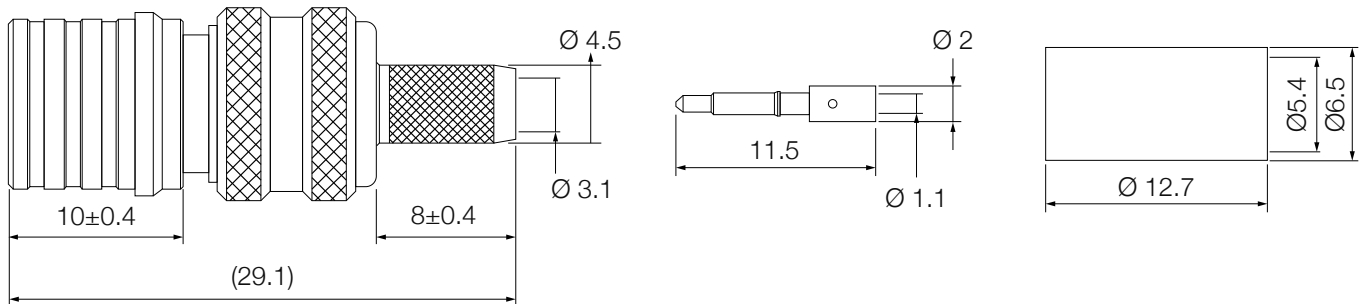
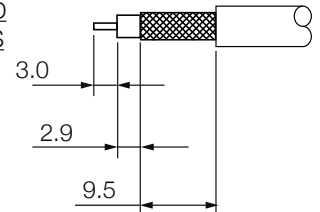
No.	Description	Quantity
1	QMA Male	1
2	Heat Shrink (Black)	1
3	SLL200 Coaxial Cable	1
4	N-TYPE Male	1

Low Loss (SLL200) Cable

QMA-Male To N-TYPE-Male

QMA-Male Detailed Drawing

RECOMMENDED
STRIP LENGTHS



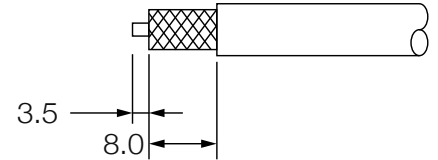
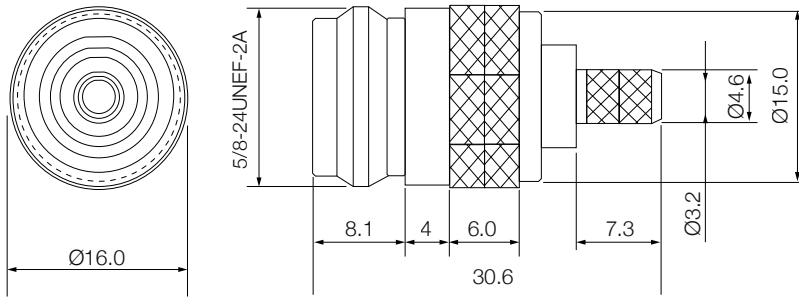
No.	Description	Material	Finish	Quantity
1	Shell	Brass	Nickel	1
2	Body A	Brass	Nickel	1
3	Body B	Brass	Nickel	1
4	Insulator	Teflon	None	1
5	Body C	Brass	Nickel	1
6	Body D	Brass	Nickel	1
7	Center Pin	Brass	Gold	1
8	Ferrule	Brass	Nickel	1
9	O-ring	Silicone Rubber	Red	1

Low Loss (SLL200) Cable

QMA-Male To N-TYPE-Male

N-TYPE-Male Detailed Drawing

RECOMMENDED STRIP LENGTHS

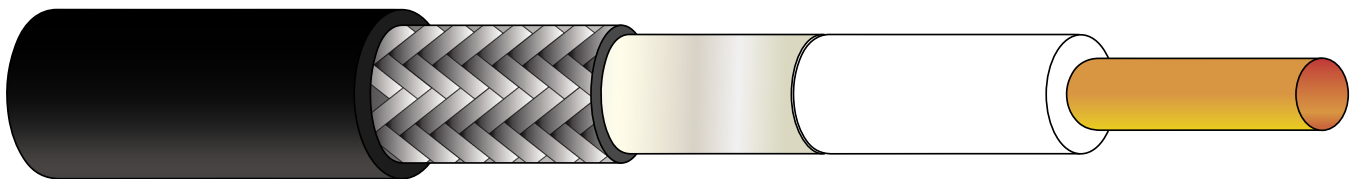
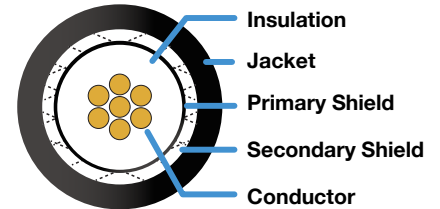


No.	Description	Material	Finish	Quantity
1	Body	Brass	Nickel	1
	Insulator	Teflon	None	1
	Center Pin	P.Bronze	Gold	1
2	Pin	Brass	Gold	1
3	Ferrule	Brass	Nickel	1

Low Loss (SLL200) Cable

QMA-Male To N-TYPE-Male

SLL200 Coaxial Cable Specification



Jacket	Secondary Shield	Primary Shield	Insulation	Conductor
Material PE	Material Tinned copper wire braid	Material Bonded Aluminium Foil	Material FEP	Material Bare copper
Colour Black	Average Thickness 0.295 mm	Average Thickness 0.06 mm	Average Thickness 0.22 mm	Diameter 1.12 mm
Average Thickness 0.645 mm	Coverage 90%		Colour White	
Diameter 4.95 mm	Diameter 3.66 mm	Diameter 3.07 mm	Diameter 2.95 mm	

Electrical Specifications

Impedance:	50±3 Ω
Return Loss:	> 20 dB
Screening Effectiveness:	> 90 dB
Capacitance:	80.3 pF/M
Velocity of Propagation	80.3%
Spark Test:	3 KV
Inner Conductor DCR:	17.6Ω
Outer Shield DCR:	16.1Ω
Voltage withstand:	1 KV



Low Loss (SLL200) Cable

QMA-Male To N-TYPE-Male

Physical Specifications

Operating Temperature range: -40°C ~ +85°C

Storage Temperature range: -40°C ~ +85°C

Attenuation (across frequency)

Frequency (MHz)	30	50	150	450	900	1500	1800	2000	2500	5800
dB/1m	0.058	0.075	0.131	0.228	0.326	0.424	0.466	0.493	0.554	0.865
dB/ft	0.018	0.023	0.040	0.069	0.099	0.129	0.142	0.150	0.169	0.264