




Low Loss (SLL200) Cable

SMA-Male To SMA-Female



Key Features

- Connector 1: SMA Male
- Connector 2: SMA Female
- Low Loss (SLL200) Coaxial Cable
- Impedance: 50Ω
- Lengths: 3M / 5M / 10M/ 15M / 20M
- Suggested Working Frequency: DC to 6GHz

Typical Applications

- RF Patch Cable with SMA(M) and SMA(F)
- Cellular Modules, Wi-Fi/Bluetooth Devices, Drones/Robotics, Medical Devices and Wearable Devices.

Environmental Specifications

- Operating Temperature: -40 to +90 °C
- RoHS and REACH compliant

Ordering Details:

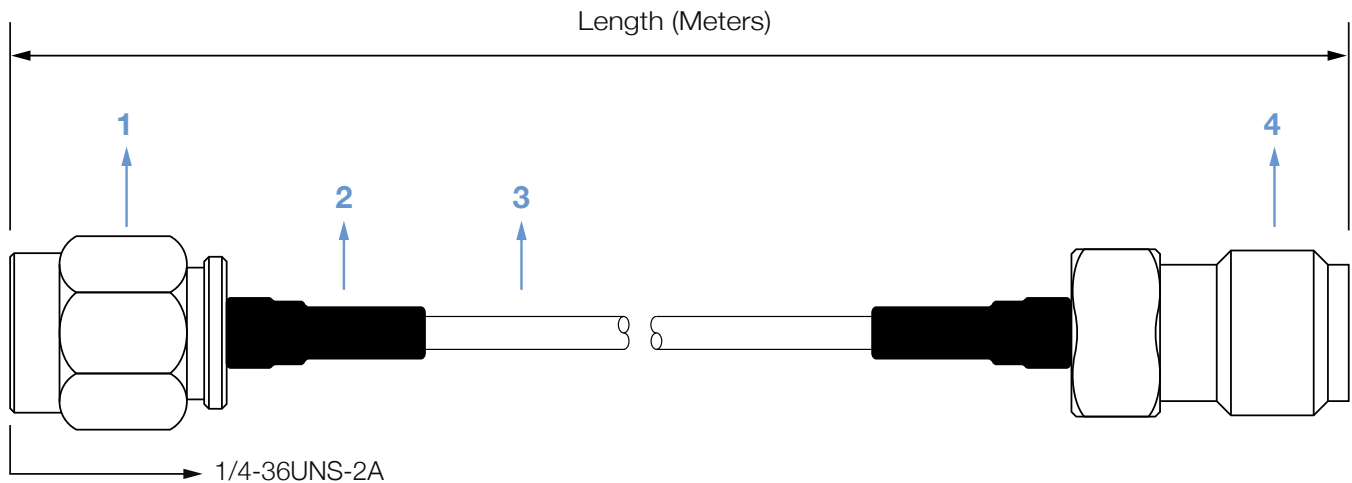
Part Number	Description
ASMA300B058L13	SMA(M) to SMA(F) 3 M Low Loss (SLL200) Cable Assembly
ASMA500B058L13	SMA(M) to SMA(F) 5 M Low Loss (SLL200) Cable Assembly
ASMA1000B058L13	SMA(M) to SMA(F) 10 M Low Loss (SLL200) Cable Assembly
ASMA1500B058L13	SMA(M) to SMA(F) 15 M Low Loss (SLL200) Cable Assembly
ASMA2000B058L13	SMA(M) to SMA(F) 20 M Low Loss (SLL200) Cable Assembly

Customisation Available: We also offer customisation of cable lengths to meet your specific requirements. Whether you need a shorter or longer cable, we can tailor the solution to fit your exact needs - siretta@sales.com

Low Loss (SLL200) Cable

SMA-Male To SMA-Female

Dimensional Drawing



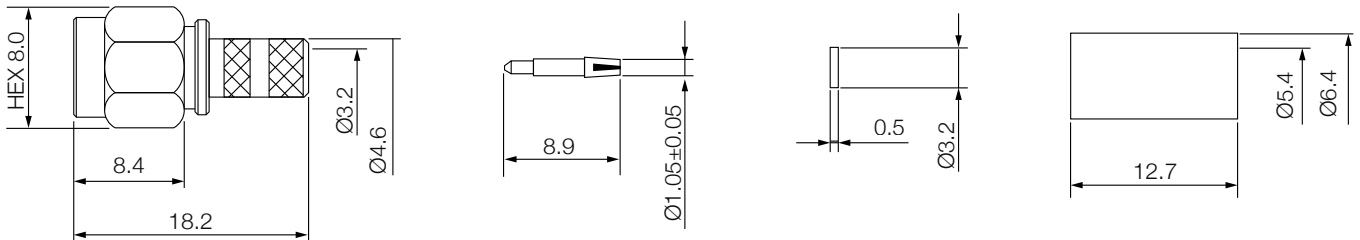
No.	Description	Quantity
1	SMA Male	1
2	Heat Shrink (Black)	1
3	SLL200 Coaxial Cable	1
4	SMA Female	1

Low Loss (SLL200) Cable

SMA-Male To SMA-Female

SMA-Male Detailed Drawing

RECOMMENDED STRIP LENGTHS

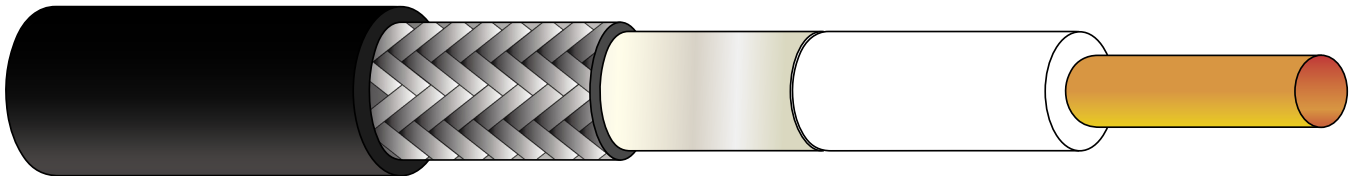
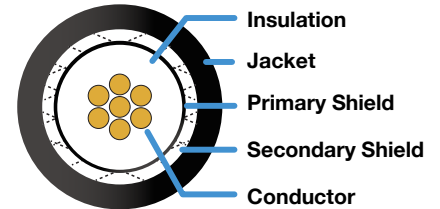


No.	Description	Material	Finish	Quantity
1	Body	Brass	Nickel	1
2	Pin	Be.Cu	Gold	1
3	Insulator A	Teflon	None	1
4	Gasket	Silicone Rubber	None	1
5	Inner Retaining Ring	Be.Cu	None	1
6	Ferrule	Brass	Gold	1
7	Insulator B	Teflon	Nickel	1

Low Loss (SLL200) Cable

SMA-Male To SMA-Female

SLL200 Coaxial Cable Specification



Jacket	Secondary Shield	Primary Shield	Insulation	Conductor
Material PE	Material Tinned copper wire braid	Material Bonded Aluminium Foil	Material FEP	Material Bare copper
Colour Black	Average Thickness 0.295 mm	Average Thickness 0.06 mm	Average Thickness 0.22 mm	Diameter 1.12 mm
Average Thickness 0.645 mm	Coverage 90%		Colour White	
Diameter 4.95 mm	Diameter 3.66 mm	Diameter 3.07 mm	Diameter 2.95 mm	

Electrical Specifications

Impedance:	50±3 Ω
Return Loss:	> 20 dB
Screening Effectiveness:	> 90 dB
Capacitance:	80.3 pF/M
Velocity of Propagation	80.3%
Spark Test:	3 KV
Inner Conductor DCR:	17.6Ω
Outer Shield DCR:	16.1Ω
Voltage withstand:	1 KV



Low Loss (SLL200) Cable

SMA-Male To SMA-Female

Physical Specifications

Operating Temperature range: -40°C ~ +85°C

Storage Temperature range: -40°C ~ +85°C

Attenuation (across frequency)

Frequency (MHz)	30	50	150	450	900	1500	1800	2000	2500	5800
dB/1m	0.58	0.75	1.31	2.28	3.26	4.24	4.66	4.93	5.54	8.65
dB/ft	0.18	0.23	0.40	0.69	0.99	1.29	1.42	1.50	1.69	2.64