

ASMZYxxxYF113S11

I-PEX MHF® I to SMA-Female Bulkhead Right Angle Rear Mount with O-ring Pigtail Cable Assembly



Key Features

- Connector 1: I-PEX MHF® I
- Connector 2: SMA Female Bulkhead with O-ring Right Angle
- 1.13mm Coaxial Cable
- Impedance: 50Ω
- Lengths: 200 mm / Customisation Available
- Suggested Working Frequency: DC to 6GHz

Typical Applications

- I-PEX MHF® I micro coaxial connector, ideal for a small form factor, high-frequency performance.
- SMA Female Bulkhead Rear Mount with O-ring connector for IP67 secure rear-side installation.
- Cellular Modules, Wi-Fi/Bluetooth Devices, Drones/Robotics, Medical Devices and Wearable Devices.

Environmental Specifications

- Operating Temperature: -40 to +90 °C
- RoHS and REACH compliant

I-PEX MHF® 5L	SMAF Rearmount	1.13 Coax	200 MM Length	BLE Bluetooth
ZB Zigbee	Wi-Fi 5 / 6 / 7	LoRa Wireless	5G New Radio	4G LTE
ISM DC to 6G	GNSS	IP 67		

Ordering Details:

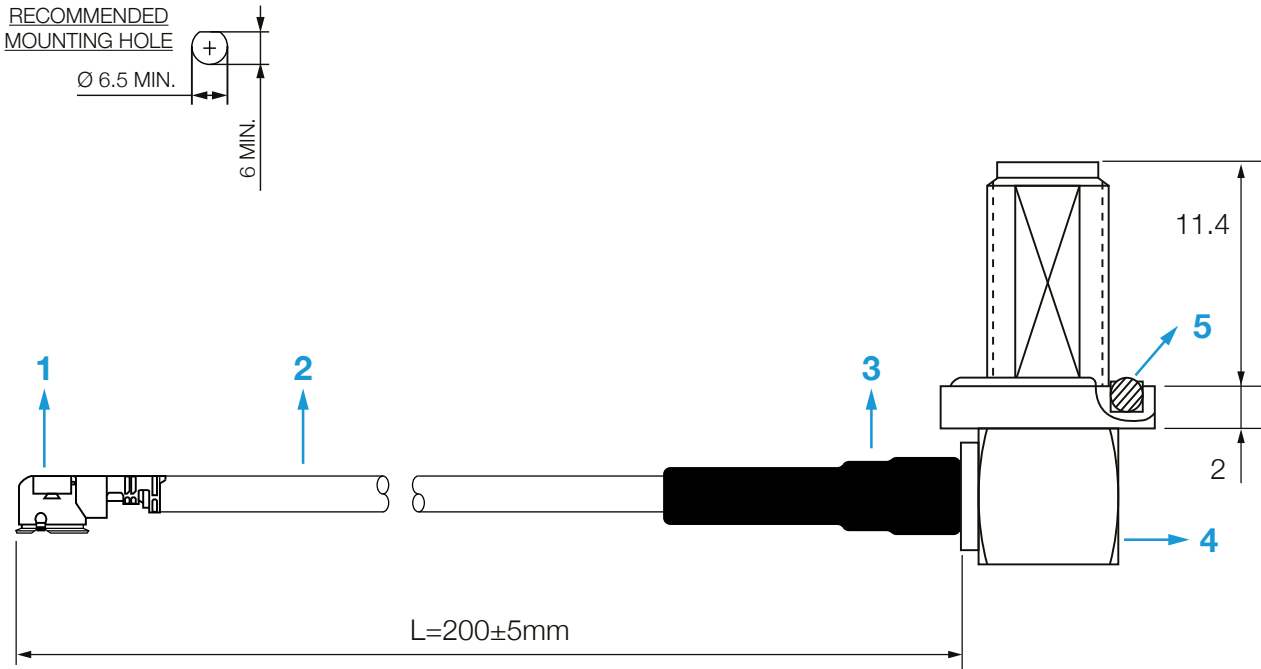
Part Number	Description
ASMZY020YF113S11	I-PEX MHF® I To SMA Bulkhead Right Angle Rear Mount with O-ring IP67 200mm 1.13mm CABLE

Customisation Available: We also offer customisation of cable lengths to meet your specific requirements. Whether you need a shorter or longer cable, we can tailor the solution to fit your exact needs - siretta@sales.com

ASMZYxxxYF113S11

I-PEX MHF® I to SMA-Female Bulkhead Right Angle Rear Mount with O-ring Pigtail Cable Assembly

Dimensional Drawing



Electrical Data

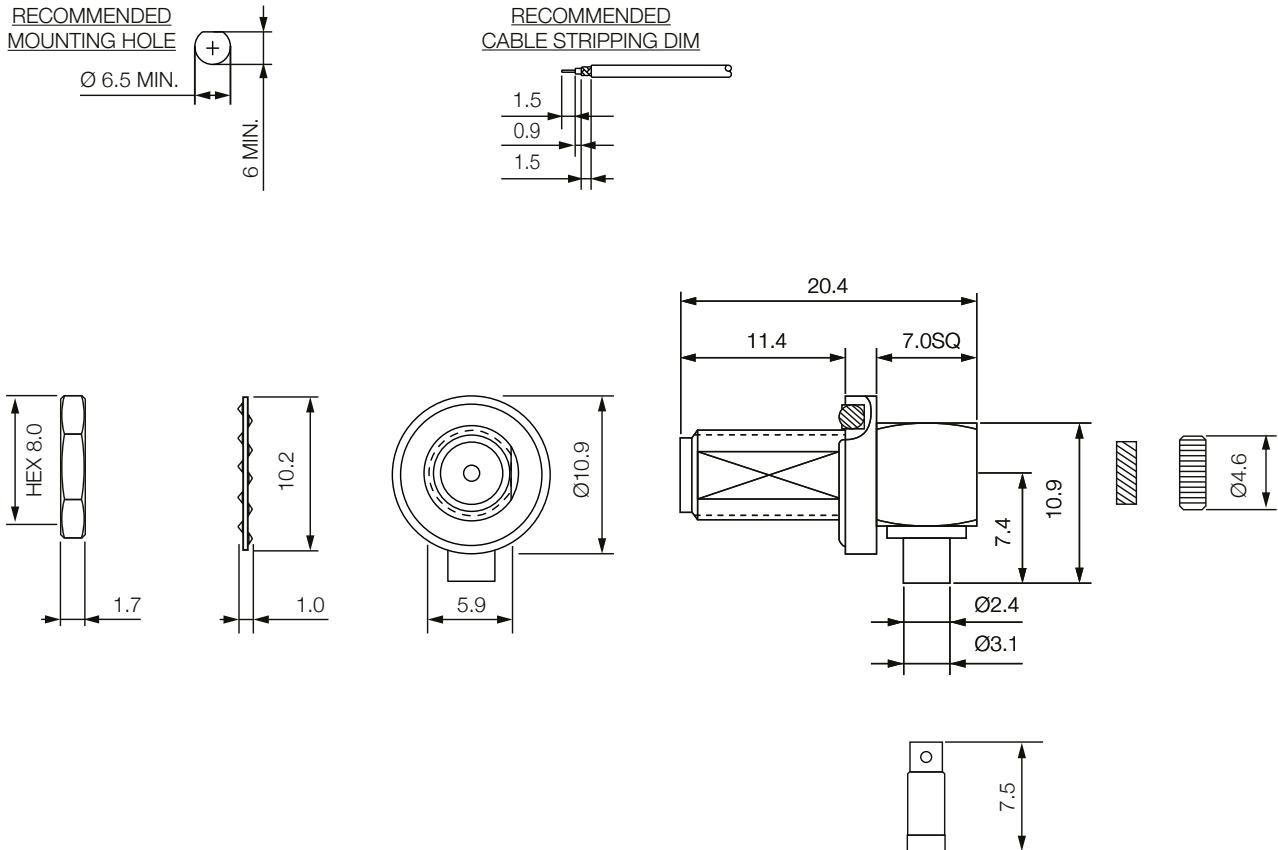
- 100% continuity, short circuit test.
- Impedance: 50 Ω

No.	Description	Quantity
1	I-PEX MHF® I Plug	1
2	1.13 Coaxial Cable (Gray)	1
3	Heat Shrink (Black)	1
4	SMA Right Angle Bulkhead Jack (Rear Mount) with O-ring	1
5	O-ring	1

ASMZYxxxYF113S11

I-PEX MHF® I to SMA-Female Bulkhead Right Angle Rear Mount with O-ring Pigtail Cable Assembly

SMA-F Right Angle Detailed Drawing

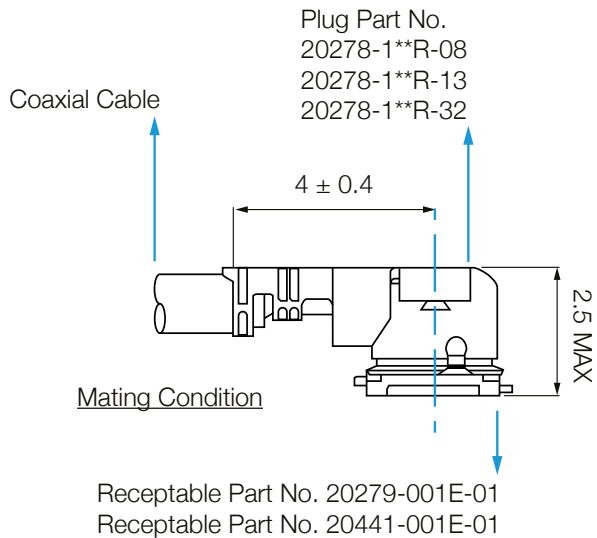
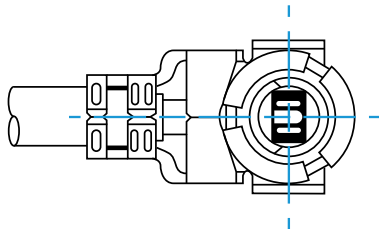
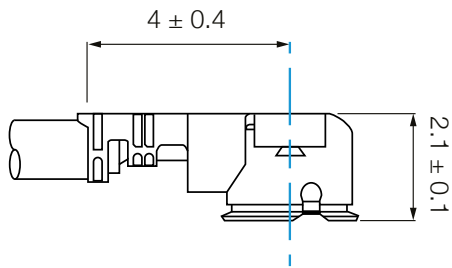
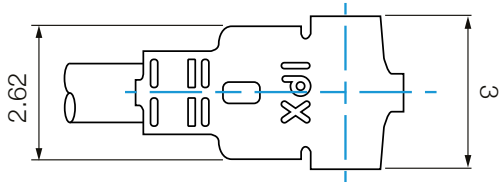


No.	Description	Material	Quantity
1	Body	Brass	1
2	Insulator A	Teflon	1
3	Center Pin	Be Cu	1
4	Cap	Brass	1
5	Washer	Brass	1
6	Nut	Brass	1
7	Sleeve	Brass	1
8	Insulator B	Teflon	1
	O-ring	Silicone Rubber	1

ASMZYxxxYF113S11

I-PEX MHF® I to SMA-Female Bulkhead Right Angle Rear Mount with O-ring Pigtail Cable Assembly

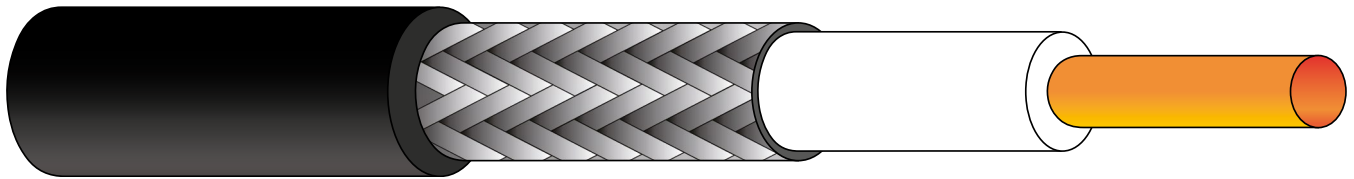
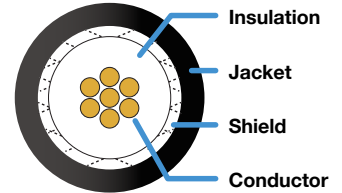
I-PEX MHF® I Detailed Drawing



ASMZYxxxYF113S11

I-PEX MHF® I to SMA-Female Bulkhead Right Angle Rear Mount with O-ring Pigtail Cable Assembly

1.13 Coaxial Cable Specification



Jacket	Braided Shield	Insulation	Conductor
Material FEP	Material Tinned Copper	Material FEP	Material Silver Coated Copper
Colour Grey/Black/Custom	Construction 16 / 4 / 0.050 mm	Average Thickness 0.22 mm	Construction 32AWG (7/0.085 mm)
Average Thickness 0.12 mm	Coverage 90%	Colour Clear	Diameter 0.26 mm
Diameter 1.13±0.1 mm		Diameter 0.70±0.03 mm	

Electrical Specifications

Impedance:	50 ± 3 Ω
Conductor Resistance:	314 Ω/km 20°C Max
Insulation Resistance:	3000 MΩ-km Min
Capacitance:	96± 3 pF/M
Dielectric Strength:	AC 500 V/Minute
Spark Test:	1 KV
Nom. Vel. of. Prop:	69%
VSWR Test (0~6 GHz):	1.35 Max
VSWR Test (6~8 GHz):	1.45 Max
Flame Test:	VW-1 OK



ASMZYxxxYF113S11

I-PEX MHF® I to SMA-Female Bulkhead Right Angle Rear Mount with O-ring Pigtail Cable Assembly

Physical Specifications

Item:	1.13 mm (32AWG)
Rating Temp Voltage:	105°C 30V
Minimum Bend Radius:	5.0 mm
Recognised:	UL 1979
Operating Temperature range:	-40°C ~ +200°C
Storage Temperature range:	-40°C ~ +200°C

Insulation - Unaged

Tensile Strength:	2500 PSI Min (1.76 Kg / (mm ²))
Elongation:	200% Min

Insulation - Aged

Tensile Strength:	UNAGED Min.75% (232°Cx168HRS)
Elongation:	UNAGED Min.75% (232°Cx168HRS)

Jacket - Unaged

Tensile Strength:	2500 PSI Min. (1.76 Kg / (mm ²))
Elongation:	200% Min

Jacket - Aged

Tensile Strength:	UNAGED Min.75% (232°Cx168HRS)
Elongation:	UNAGED Min.75% (232°Cx168HRS)

Attenuation (across frequency)

Frequency (GHz)	1 GHz	2 GHz	3 GHz	4 GHz	5 GHz	6 GHz	7 GHz	8 GHz
dB/1m	2.20	3.10	3.90	4.50	5.00	5.50	6.10	6.70
dB/ft	0.67	0.95	1.19	1.37	1.52	1.68	1.86	2.04