



## Low Loss (SLL200) Cable

SMA-Male To TNC-Male



### Key Features

- Connector 1: SMA Male Straight
- Connector 2: TNC Male Straight
- Low Loss (SLL200) Coaxial Cable
- Impedance: 50Ω
- Lengths: 1M / 3M / 5M / 10M / 15M / 20M / 25 M
- Suggested Working Frequency: DC to 6GHz

### Typical Applications

- RF Patch Cable with SMA(M) and TNC(M)
- Cellular Modules, Wi-Fi/Bluetooth Devices, Drones/Robotics, Medical Devices and Wearable Devices.

### Environmental Specifications

- Operating Temperature: -40 to +90 °C
- RoHS and REACH compliant

### Ordering Details:

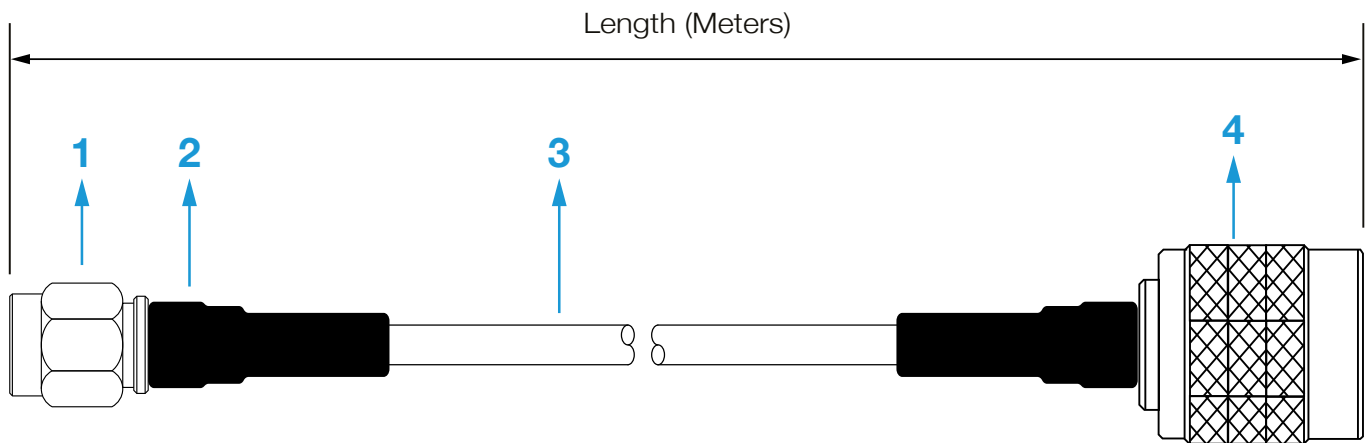
Part Number	Description
ASMZG100A058L13	SMA(M) to TNC(M) 1 M Low Loss (SLL200) Cable
ASMZG300A058L13	SMA(M) to TNC(M) 3 M Low Loss (SLL200) Cable
ASMZG500A058L13	SMA(M) to TNC(M) 5 M Low Loss (SLL200) Cable
ASMZG1000A058L13	SMA(M) to TNC(M) 10 M Low Loss (SLL200) Cable
ASMZG1500A058L13	SMA(M) to TNC(M) 15 M Low Loss (SLL200) Cable
ASMZG2000A058L13	SMA(M) to TNC(M) 20 M Low Loss (SLL200) Cable
ASMZG2500A058L13	SMA(M) to TNC(M) 25 M Low Loss (SLL200) Cable

**Customisation Available:** We also offer customisation of cable lengths to meet your specific requirements. Whether you need a shorter or longer cable, we can tailor the solution to fit your exact needs - [siretta@sales.com](mailto:siretta@sales.com)

## Low Loss (SLL200) Cable

SMA-Male To TNC-Male

### Dimensional Drawing



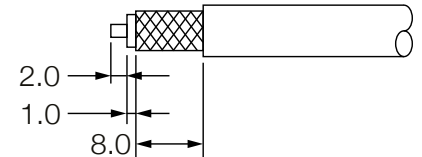
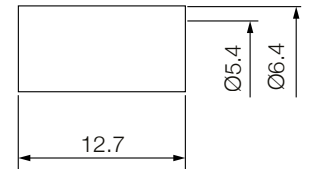
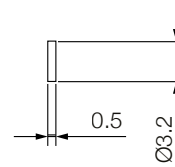
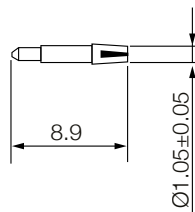
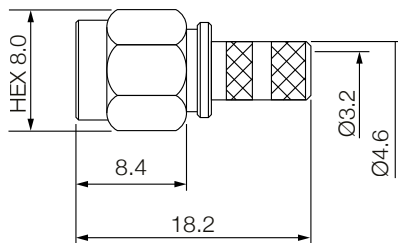
No.	Description	Quantity
1	SMA Male	1
2	Heat Shrink (Black)	1
3	SLL200 Coaxial Cable	1
4	TNC Male	1

## Low Loss (SLL200) Cable

SMA-Male To TNC-Male

### SMA-Male Detailed Drawing

### RECOMMENDED STRIP LENGTHS



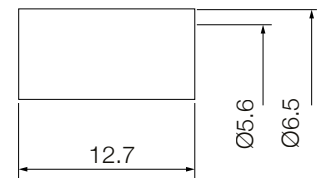
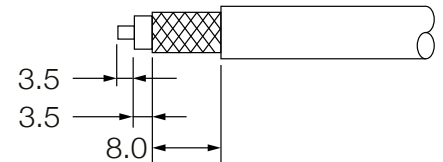
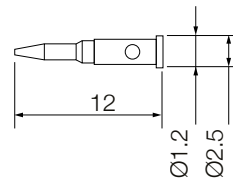
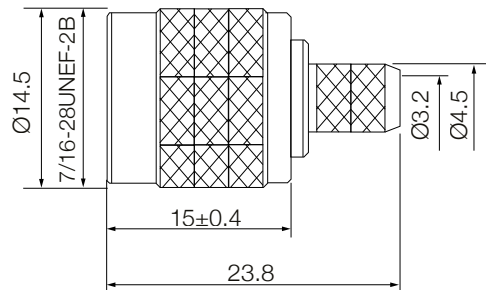
No.	Description	Material	Finish	Quantity
1	Shell	Brass	Nickel	1
2	Body A	Brass	Nickel	1
3	Body B	Brass	Nickel	1
4	Insulator	Teflon	None	1
5	Body C	Brass	Nickel	1
6	Body D	Brass	Nickel	1
7	Center Pin	Brass	Gold	1
8	Ferrule	Brass	Nickel	1
9	O-ring	Silicone Rubber	Red	1

## Low Loss (SLL200) Cable

SMA-Male To TNC-Male

### TNC-Male Detailed Drawing

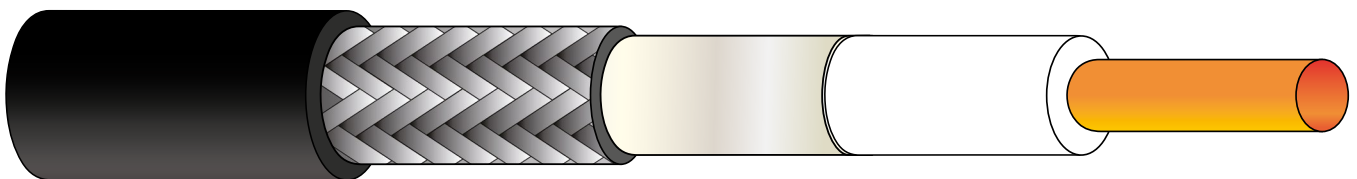
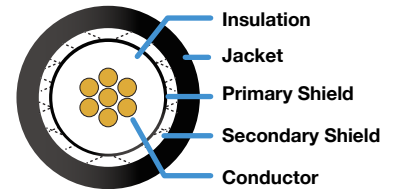
### RECOMMENDED STRIP LENGTHS



No.	Description	Material	Finish	Quantity
1	Shell	Brass	Nickel	1
2	Insulator	Teflon	None	1
3	Center Pin	Brass	Gold	1
4	Gasket	Silicone Rubber	Red	1
5	Washer	Brass	Nickel	1
6	Inner Retaining Ring	Brass	Nickel	1
7	Body	Brass	Nickel	1
8	Ferrule	Brass	Nickel	1

## SLL200 Low Loss Cable

### SLL200 Coaxial Cable Specification



Jacket	Secondary Shield	Primary Shield	Insulation	Conductor
Material PE	Material Tinned copper wire braid	Material Bonded Aluminium Foil	Material FEP	Material Bare copper
Colour Black	Average Thickness 0.295 mm	Average Thickness 0.06 mm	Average Thickness 0.22 mm	Diameter 1.12 mm
Average Thickness 0.645 mm	Coverage 90%		Colour White	
Diameter 4.95 mm	Diameter 3.66 mm	Diameter 3.07 mm	Diameter 2.95 mm	

### Electrical Specifications

Impedance:	50±3 Ω
Return Loss:	> 20 dB
Screening Effectiveness:	> 90 dB
Capacitance:	80.3 pF/M
Velocity of Propagation	80.3%
Spark Test:	3 KV
Inner Conductor DCR:	17.6Ω/km
Outer Shield DCR:	16.1Ω/km
Voltage withstand:	1 KV



## Low Loss (SLL200) Cable

SMA-Male To TNC-Male

### Physical Specifications

Operating Temperature Range:	-40°C ~ +85°C
Storage Temperature Range:	-40°C ~ +85°C
One Time Min, Bending Radius:	12.7 mm
Repeated Bending Radius:	50.8 mm

### Attenuation (across frequency)

Frequency (MHz)	30	50	150	450	900	1500	1800	2000	2500	5800
dB/1m	0.058	0.075	0.131	0.228	0.326	0.424	0.466	0.493	0.554	0.865
dB/ft	0.018	0.023	0.040	0.069	0.099	0.129	0.142	0.150	0.169	0.264