



## Tango 41

5G/4G/Dual Band Wi-Fi/LoRa/SigFox Panel Mount Antenna



### Key Features

- Supports most 5G NR / 4G LTE / 3G UMTS / 2G GSM bands
- Supports most LTE Cat M, LTE Cat NB, NR Cat NB bands
- Supports Dual Band Wi-Fi 2.4 GHz & 5 GHz spectrum
- Supports ISM 2450 / ISM 5800 / WLAN 2400 / WLAN 5800 bands
- Supports Bluetooth / Zigbee / Z-Wave / IEEE 802.15.4 bands
- Supports LoRa / Sigfox / ISM 868 / ISM 915 bands
- Outdoor rugged antenna
- Integrated RF cable

### General Description

The Tango 41 is a wide band outdoor antenna range aimed at the 5G/4G/ dual band Wi-Fi frequencies but equally capable of ISM frequencies. The antenna has a high peak gain of 7 dBi in the upper frequency band and 1-4 dBi peak performance in the mid and lower frequency band.

The Tango 41 has an integrated RF cable terminated with an SMA male connector and features an IP 65 rated O-ring seal for outdoor use and the prevention of water and dust ingress. Alternative connectors and cable lengths can be specified for volume orders.

### Additional Considerations

- Integral rubber washer for exterior antenna use
- Omni directional radiation

T Through	5G New Radio	4G LTE	3G UMTS	2G GSM
LTE M	NR NB-IoT	ISM 868	ISM 915	LoRa Wireless
SF Sigfox	ISM 2450	ISM 5800	IEEE 802.15.4	BLE Bluetooth
WiFi 2.4G & 5G	ZB Zigbee	WLAN 2400	WLAN 5800	WiFi 4 802.11n
WiFi 5 802.11ac	WiFi 6 802.11ax	IP 65		



## Tango 41

5G/4G/Dual Band Wi-Fi/LoRa/SigFox Panel Mount Antenna

### Electrical Specifications

Impedance:	50 Ohm
Polarization:	Vertical
Max Input Power:	1 W
Ground plane independent:	No

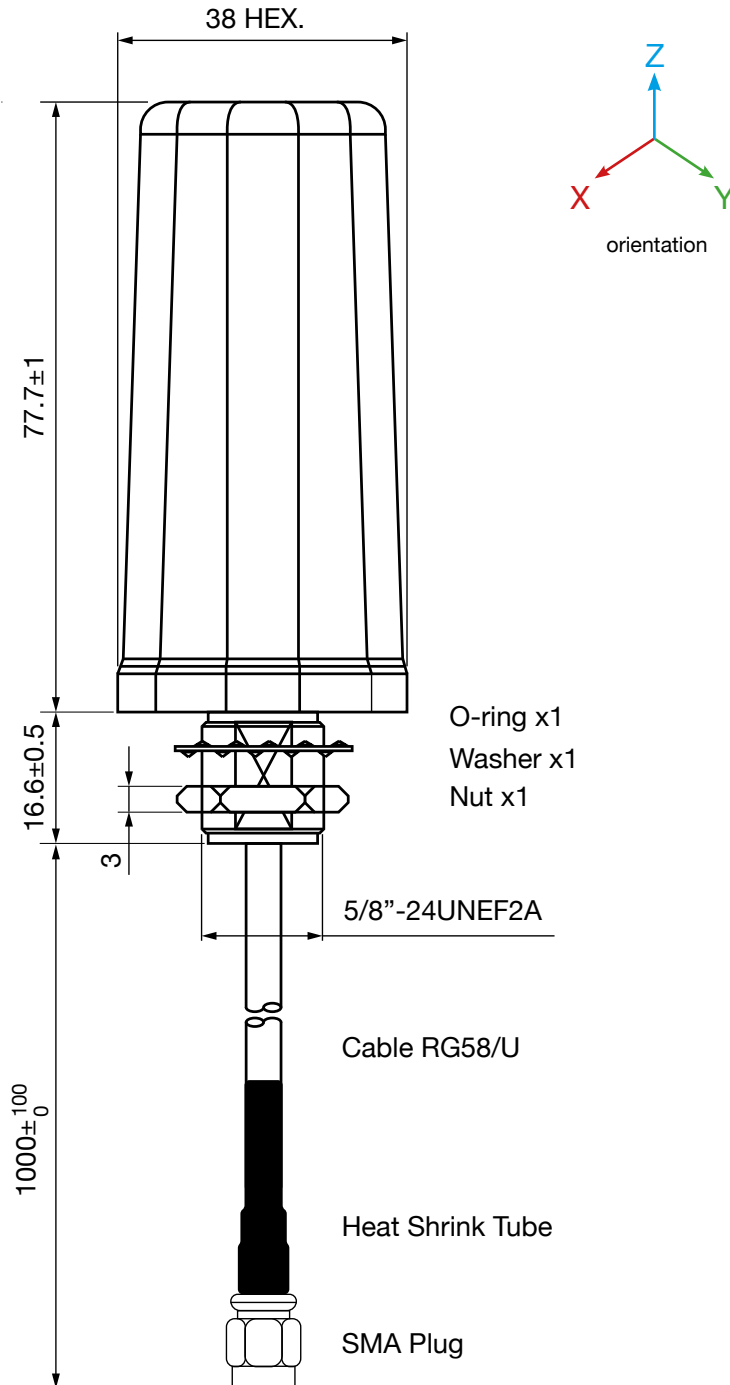
### Environmental Specifications

Operating Temperature range:	-20 to +65 °C
Storage Temperature range:	-30 to +70 °C

### Mechanical Specifications

Dimensions:	H77 x 37 mm diameter
Weight:	140 g
Cable:	RG174
Connector:	SMA Male
Mounting method:	Screw
Housing materials:	PC (Cover), PU (Base)

### Dimensional Drawing

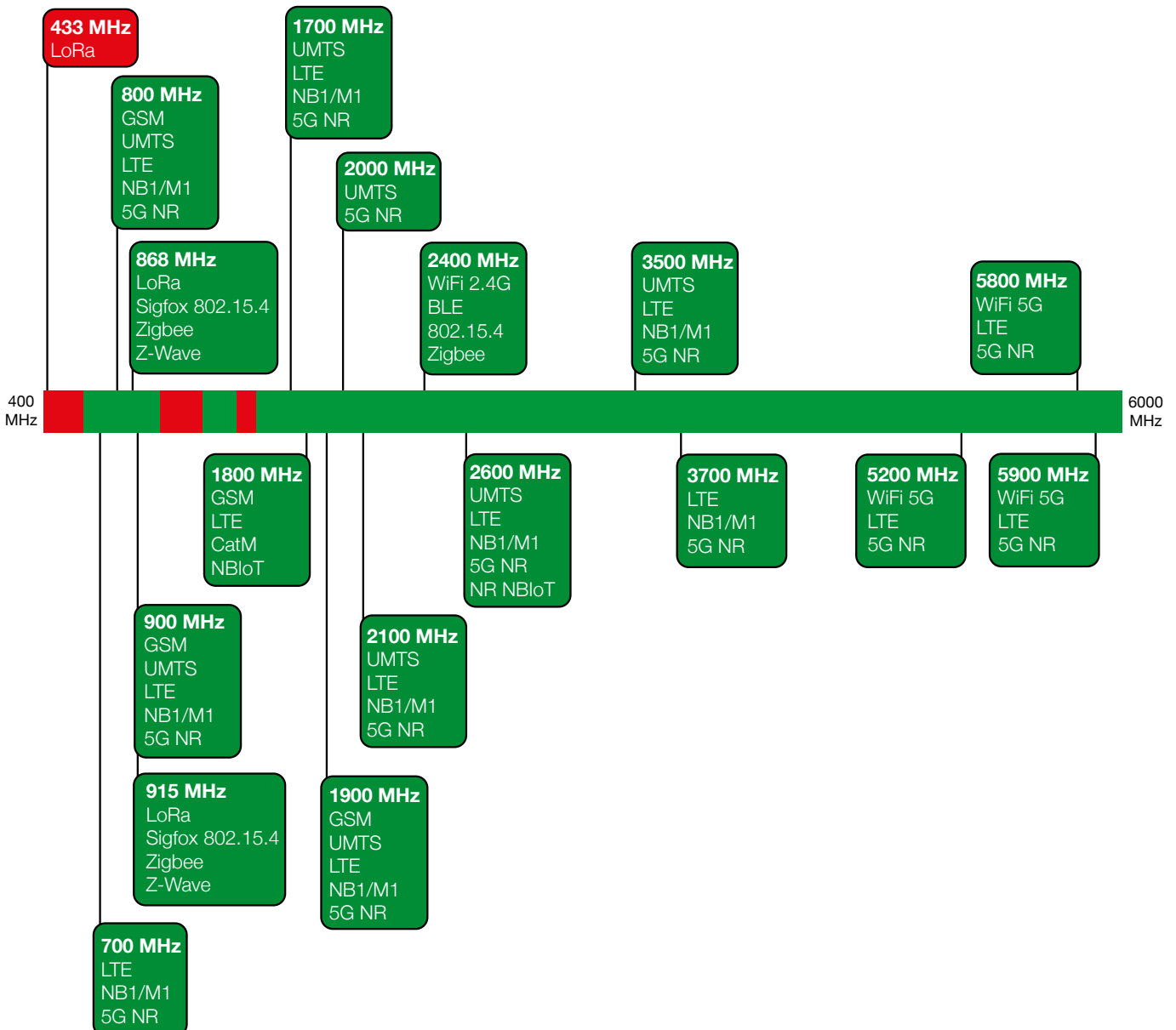




## Tango 41

5G/4G/Dual Band Wi-Fi/LoRa/SigFox Panel Mount Antenna

### Spectrum Coverage



● Suitable band      ● Adequate band in good signal conditions      ● Likely to be unsuitable



## Tango 41

5G/4G/Dual Band Wi-Fi/LoRa/SigFox Panel Mount Antenna

### Usable Cellular Frequency Support (410 MHz – 1900 MHz)

	410	450	600	700	800	850	900	1500	1600	1700	1800	1900
GSM Bands:						●	●				●	●
UMTS Bands:			●	●	●	●	●			●	●	●
LTE Bands:			●	●	●	●	●		●	●	●	●
LTE Cat M Bands:			●	●	●	●	●		●	●	●	●
LTE Cat NB Bands:			●	●	●	●	●		●	●	●	●
5G NR Bands:			●	●	●	●	●		●	●	●	●
NR Cat NB Bands:			●	●	●	●	●		●		●	●
NTN Bands:									●			

### Usable Cellular Frequency Support (2000 MHz – 5900 MHz)

	2000	2100	2300	2400	2500	2600	3300	3500	3700	4700	5200	5900
GSM Bands:												
UMTS Bands:		●				●		●				
LTE Bands:	●	●	●	●	●	●	●	●	●		●	●
LTE Cat M Bands:		●	●		●	●		●	●			
LTE Cat NB Bands:	●	●			●	●		●	●			
5G NR Bands:	●	●	●	●	●	●		●	●		●	●
NR Cat NB Bands:	●	●			●	●						
NTN Bands:	●				●	●						



### Usable ISM Frequency Support (433 MHz - 5800 MHz)

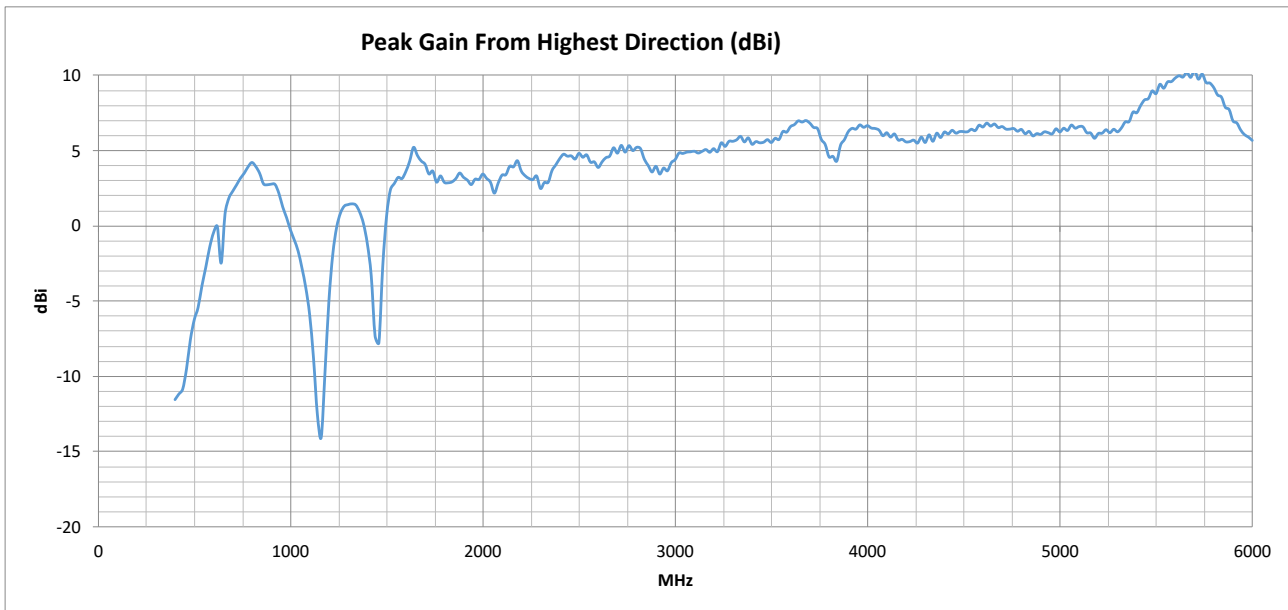
	433	868	915	2450	5800
Bluetooth				●	
Helium		●	●		
IEEE 802.15.4		●	●	●	
ISM 433					
ISM 868		●			
ISM 915			●		
ISM 2.4G				●	
ISM 5.8G					●
LoRa		●	●		
SigFox		●	●		
Weighless		●	●		
WiFi 2.4G				●	
WiFi 5G					●
WiFi 6E					
Zigbee		●	●	●	
Z-Wave		●	●		



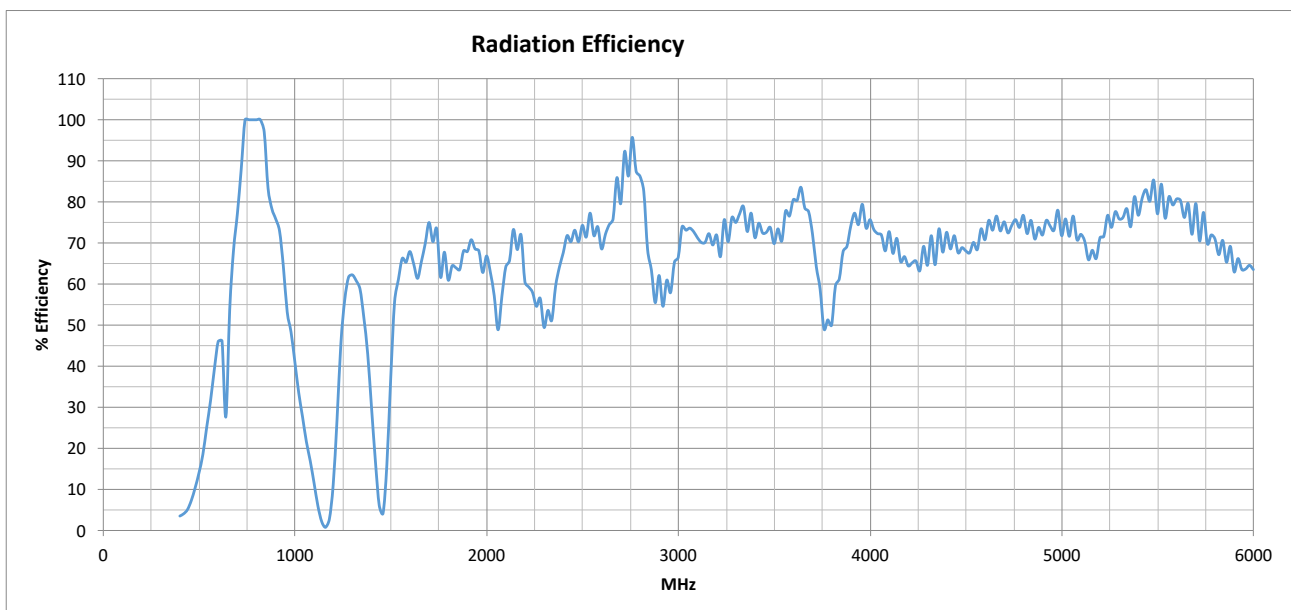
## Tango 41

5G/4G/Dual Band Wi-Fi/LoRa/SigFox Panel Mount Antenna

### Peak Gain vs. Frequency



### Radiation Efficiency

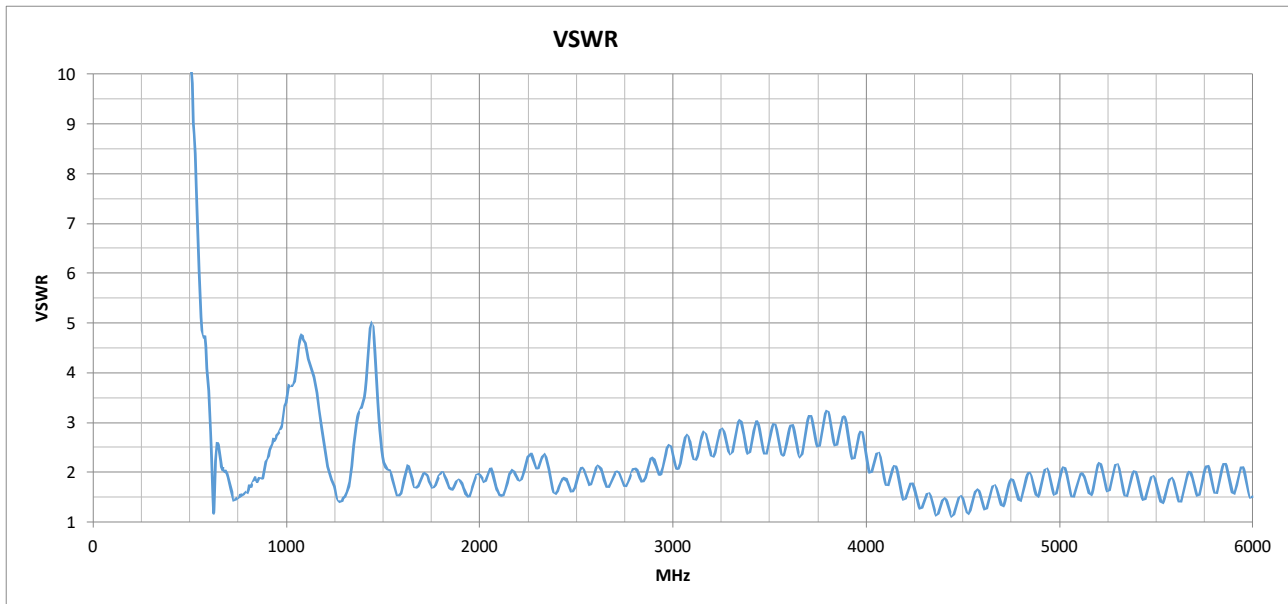




## Tango 41

5G/4G/Dual Band Wi-Fi/LoRa/SigFox Panel Mount Antenna

### VSWR





## Tango 41

5G/4G/Dual Band Wi-Fi/LoRa/SigFox Panel Mount Antenna

### Cellular Standards Band Support

GSM (2G) Band	UMTS (3G) Band	E-UTRA (4G) Band	Cat M E-UTRA Band	Cat NB E-UTRA Band	NR (5G) Band	Cat NB NR (5G) Band	NTN Band	Uplink	Downlink	Average Upload Efficiency (%)	Average Download Efficiency (%)	Maximum Upload VSWR	Maximum Download VSWR	Use Indicator
	1	1	1	1	n1	n1		1920 - 1980 MHz	2110 - 2170 MHz	67.81	69.22	1.91	2.05	●
PCS-1900	2	2	2	2	n2	n2		1850 - 1910 MHz	1930 - 1990 MHz	66.65	66.74	1.85	1.97	●
DCS-1800	3	3	3	3	n3	n3		1710 - 1785 MHz	1805 - 1880 MHz	68.43	64.29	1.99	2.00	●
	4	4	4	4				1710 - 1755 MHz	2110 - 2155 MHz	70.84	69.23	1.99	1.96	●
GSM-850	5	5	5	5	n5	n5		824 - 849 MHz	869 - 894 MHz	96.69	78.47	1.90	2.19	●
	6							830 - 840 MHz	875 - 885 MHz	97.79	78.50	1.90	2.00	●
	7	7	7	7	n7	n7		2500 - 2570 MHz	2620 - 2690 MHz	73.69	77.57	2.10	2.11	●
E-GSM-900	8	8	8	8	n8	n8		880 - 915 MHz	925 - 960 MHz	76.10	62.50	2.45	2.77	●
	9	9						1749.9 - 1784.9 MHz	1844.9 - 1879.9 MHz	65.01	64.89	1.86	1.81	●
	10	10						1710 - 1770 MHz	2110 - 2170 MHz	68.92	69.22	1.99	2.05	●
	11	11	11	11				1427.9 - 1447.9 MHz	1475.9 - 1495.9 MHz	7.97	22.46	5.04	3.35	●
	12	12	12	12	n12	n12		699 - 716 MHz	729 - 746 MHz	81.15	97.84	1.92	1.50	●
	13	13	13	13	n13			777 - 787 MHz	746 - 756 MHz	100.00	100.00	1.60	1.50	●
	14	14	14	14	n14	n14		788 - 798 MHz	758 - 768 MHz	100.00	100.00	1.61	1.57	●
		17		17				704 - 716 MHz	734 - 746 MHz	82.50	99.09	1.82	1.50	●
		18	18	18	n18	n18		815 - 830 MHz	860 - 875 MHz	99.51	81.48	1.81	1.91	●
	19	19	19	19				830 - 845 MHz	875 - 890 MHz	96.97	78.14	1.90	2.12	●
	20	20	20	20	n20	n20		832 - 862 MHz	791 - 821 MHz	91.71	100.00	1.90	1.75	●
	21	21	21	21				1447.9 - 1462.9 MHz	1495.9 - 1510.9 MHz	4.84	40.15	4.98	2.42	●
	22	22						3410 - 3490 MHz	3510 - 3590 MHz	73.18	74.58	3.03	2.98	●
		24	24	24	n24	n24		1626.5 - 1660.5 MHz	1525 - 1559 MHz	63.11	61.54	2.15	2.06	●
	25	25	25	25	n25	n25		1850 - 1915 MHz	1930 - 1995 MHz	66.88	66.63	1.85	1.97	●
	26	26	26	26	n26	n26		814 - 849 MHz	859 - 894 MHz	97.60	79.59	1.90	2.19	●
		27	27					807 - 824 MHz	852 - 869 MHz	99.93	84.06	1.78	1.90	●
		28	28	28	n28	n28		703 - 748 MHz	758 - 803 MHz	91.00	100.00	1.84	1.61	●

● Suitable band

● Adequate band in good signal conditions

● Likely to be unsuitable



## Tango 41

5G/4G/Dual Band Wi-Fi/LoRa/SigFox Panel Mount Antenna

### Cellular Standards Band Support

GSM (2G) Band	UMTS (3G) Band	E-UTRA (4G) Band	Cat M E-UTRA Band	Cat NB E-UTRA Band	NR (5G) Band	Cat NB NR (5G) Band	NTN Band	Uplink	Downlink	Average Upload Efficiency (%)	Average Download Efficiency (%)	Maximum Upload VSWR	Maximum Download VSWR	Use Indicator
		28A						703 - 733 MHz	758 - 788 MHz	87.00	100.00	1.84	1.60	●
		29			n29			N/A	717 - 728 MHz	N/A	89.44	N/A	1.63	●
		30			n30			2305 - 2315 MHz	2350 - 2360 MHz	51.51	57.36	2.18	2.22	●
		31	31	31	n31	n31		452.5 - 457.5 MHz	462.5 - 467.5 MHz	6.77	8.10	14.03	12.23	●
	32	32						N/A	1452 - 1496 MHz	N/A	14.34	N/A	4.85	●
		33						1900 - 1920 MHz	1900 - 1920 MHz	69.36	69.36	1.83	1.83	●
		34			n34			2010 - 2025 MHz	2010 - 2025 MHz	63.24	63.24	1.92	1.92	●
		35						1850 - 1910 MHz	1850 - 1910 MHz	66.65	66.65	1.85	1.85	●
		36						1930 - 1990 MHz	1930 - 1990 MHz	66.74	66.74	1.97	1.97	●
		37						1910 - 1930 MHz	1910 - 1930 MHz	70.15	70.15	1.78	1.78	●
		38			n38			2570 - 2620 MHz	2570 - 2620 MHz	71.32	71.32	2.13	2.13	●
		39	39		n39			1880 - 1920 MHz	1880 - 1920 MHz	68.68	68.68	1.85	1.85	●
		40	40		n40			2300 - 2400 MHz	2300 - 2400 MHz	57.36	57.36	2.37	2.37	●
		41	41	41	n41	n41		2496 - 2690 MHz	2496 - 2690 MHz	74.49	74.49	2.13	2.13	●
		42	42	42				3400 - 3600 MHz	3400 - 3600 MHz	73.77	73.77	3.03	3.03	●
		43	43	43				3600 - 3800 MHz	3600 - 3800 MHz	68.10	68.10	3.25	3.25	●
		44						703 - 803 MHz	703 - 803 MHz	95.95	95.95	1.84	1.84	●
		45						1447 - 1467 MHz	1447 - 1467 MHz	5.34	5.34	5.00	5.00	●
		46			n46			5150 - 5925 MHz	5150 - 5925 MHz	75.07	75.07	2.20	2.20	●
		47			n47			5855 - 5925 MHz	5855 - 5925 MHz	65.96	65.96	2.19	2.19	●
		48	48	48	n48			3550 - 3700 MHz	3550 - 3700 MHz	78.69	78.69	3.07	3.07	●
		49						3550 - 3700 MHz	3550 - 3700 MHz	78.69	78.69	3.07	3.07	●
		50			n50			1432 - 1517 MHz	1432 - 1517 MHz	19.63	19.63	5.04	5.04	●
		51			n51			1427 - 1432 MHz	1427 - 1432 MHz	11.81	11.81	4.77	4.77	●
		52						3300 - 3400 MHz	3300 - 3400 MHz	75.83	75.83	3.06	3.06	●

● Suitable band

● Adequate band in good signal conditions

● Likely to be unsuitable



## Tango 41

5G/4G/Dual Band Wi-Fi/LoRa/SigFox Panel Mount Antenna

### Cellular Standards Band Support

GSM (2G) Band	UMTS (3G) Band	E-UTRA (4G) Band	Cat M E-UTRA Band	Cat NB E-UTRA Band	NR (5G) Band	Cat NB NR (5G) Band	NTN Band	Uplink	Downlink	Average Upload Efficiency (%)	Average Download Efficiency (%)	Maximum Upload VSWR	Maximum Download VSWR	Use Indicator
		53			n53			2483.5 - 2495 MHz	2483.5 - 2495 MHz	72.15	72.15	1.70	1.70	●
		54	54	54	n54	n54		1670 - 1675 MHz	1670 - 1675 MHz	68.19	68.19	1.70	1.70	●
		65		65	n65	n65		1920 - 2010 MHz	2110 - 2200 MHz	66.93	68.76	1.97	2.07	●
		66	66	66	n66	n66		1710 - 1780 MHz	2110 - 2200 MHz	68.54	68.76	1.99	2.07	●
		67			n67			N/A	738 - 758 MHz	N/A	99.94	N/A	1.50	●
		68						698 - 728 MHz	753 - 783 MHz	84.19	100.00	1.93	1.58	●
		69						N/A	2570 - 2620 MHz	N/A	71.32	N/A	2.13	●
		70		70	n70	n70		1695 - 1710 MHz	1995 - 2020 MHz	73.99	65.12	1.97	1.97	●
		71	71	71	n71	n71		663 - 698 MHz	617 - 652 MHz	67.28	37.23	2.19	2.61	●
		72	72	72	n72	n72		451 - 456 MHz	461 - 466 MHz	6.61	7.87	14.25	12.39	●
		73	73	73				450 - 455 MHz	460 - 465 MHz	6.49	7.72	14.39	12.50	●
		74	74	74	n74	n74		1427 - 1470 MHz	1475 - 1518 MHz	6.99	33.06	5.04	3.40	●
		75			n75			N/A	1432 - 1517 MHz	N/A	19.63	N/A	5.04	●
		76			n76			N/A	1427 - 1432 MHz	N/A	11.81	N/A	4.77	●
					n77			3300 - 4200 MHz	3300 - 4200 MHz	71.04	71.04	3.25	3.25	●
					n78			3300 - 3800 MHz	3300 - 3800 MHz	71.91	71.91	3.25	3.25	●
					n79			4400 - 5000 MHz	4400 - 5000 MHz	72.63	72.63	2.09	2.09	●
					n80			1710 - 1785 MHz	N/A	68.43	N/A	1.99	N/A	●
					n81			880 - 915 MHz	N/A	76.10	N/A	2.45	N/A	●
					n82			832 - 862 MHz	N/A	91.71	N/A	1.90	N/A	●
					n83			703 - 748 MHz	N/A	91.00	N/A	1.84	N/A	●
					n84			1920 - 1980 MHz	N/A	67.81	N/A	1.91	N/A	●
		85	85	85	n85			698 - 716 MHz	728 - 746 MHz	80.89	97.57	1.93	1.50	●
					n86			1710 - 1780 MHz	N/A	68.54	N/A	1.99	N/A	●
		87	87	87				410 - 415 MHz	420 - 425 MHz	3.86	4.20	18.06	18.10	●

● Suitable band

● Adequate band in good signal conditions

● Likely to be unsuitable



## Tango 41

5G/4G/Dual Band Wi-Fi/LoRa/SigFox Panel Mount Antenna

### Cellular Standards Band Support

GSM (2G) Band	UMTS (3G) Band	E-UTRA (4G) Band	Cat M E-UTRA Band	Cat NB E-UTRA Band	NR (5G) Band	Cat NB NR (5G) Band	NTN Band	Uplink	Downlink	Average Upload Efficiency (%)	Average Download Efficiency (%)	Maximum Upload VSWR	Maximum Download VSWR	Use Indicator
		88	88	88				412 - 417 MHz	422 - 427 MHz	3.92	4.31	18.08	17.96	●
					n89			824 - 849 MHz	N/A	96.69	N/A	1.90	N/A	●
					n90	n90		2496 - 2690 MHz	2496 - 2690 MHz	74.49	74.49	2.13	2.13	●
					n91			832 - 862 MHz	1427 - 1432 MHz	91.71	11.81	1.90	4.77	●
					n92			832 - 862 MHz	1432 - 1517 MHz	91.71	19.63	1.90	5.04	●
					n93			880 - 915 MHz	1427 - 1432 MHz	76.10	11.81	2.45	4.77	●
					n94			880 - 915 MHz	1432 - 1517 MHz	76.10	19.63	2.45	5.04	●
					n95			2010 - 2025 MHz	N/A	63.24	N/A	1.92	N/A	●
					n97			2300 - 2400 MHz	N/A	57.36	N/A	2.37	N/A	●
					n98			1880 - 1920 MHz	N/A	68.68	N/A	1.85	N/A	●
					n99			1626.5 - 1660.5 MHz	N/A	63.11	N/A	2.15	N/A	●
1900					n101			1900 - 1910 MHz	1900 - 1910 MHz	68.64	68.64	1.83	1.83	●
		103		103				787 - 788 MHz	757 - 758 MHz	100.00	100.00	1.60	1.50	●
					n105			663 - 703 MHz	612 - 652 MHz	68.55	38.33	2.19	2.61	●
							n254	1610 - 1625.5 MHz	2483.5 - 2500 MHz	65.19	72.65	2.09	1.78	●
							n255	1626.5 - 1660.5 MHz	1525 - 1559 MHz	63.11	61.54	2.15	2.06	●
							n256	1980 - 2010 MHz	2170 - 2200 MHz	65.15	67.84	1.97	2.07	●

● Suitable band      ● Adequate band in good signal conditions      ● Likely to be unsuitable

**NOTE:** For each frequency band, Siretta provides a traffic light indication to show the suitability of the antenna for use at that frequency band. Determination of exactly what makes an antenna good or bad at any frequency is subjective.

The view presented is that of Siretta's engineering team having taken into account the efficiency and VSWR measurements. The end user is advised to use their own criteria and/or testing to confirm suitability.



### ISM Standards Frequency Support


Application	Frequency Range	Efficiency (%)	Maximum VSWR	Peak Gain from highest direction (dBi)	Use Indicator
ISM 433 MHz	433.05 - 434.79 MHz	4.79	17.54	-10.96	●
ISM 868 MHz	863 - 870 MHz	81.73	1.91	2.77	●
ISM 915 MHz	902 - 928 MHz	73.32	2.57	2.76	●
ISM 2.4 GHz	2400 - 2500 MHz	71.29	1.91	4.81	●
WiFi 2.4G	2401 - 2483 MHz	71.06	1.91	4.75	●
WiFi 2.4G (USA)	2401 - 2473 MHz	71.11	1.91	4.75	●
WiFi 2.4G (Japan)	2401 - 2495 MHz	71.20	1.91	4.75	●
WiFi 5G (all channels)	5150 - 5990 MHz	74.22	2.20	10.31	●
WiFi 5G (Ch 32-48)	5150 - 5250 MHz	70.69	2.20	6.38	●
WiFi 5G (Ch 32-64)	5150 - 5330 MHz	73.06	2.20	6.70	●
WiFi 5G (Ch 32-161)	5150 - 5815 MHz	76.42	2.20	10.31	●
WiFi 5G (Ch 32-173)	5150 - 5875 MHz	75.72	2.20	10.31	●
ISM 5.8 GHz	5725 - 5875 MHz	70.41	2.19	10.08	●
UWB band 1	3168 - 3696 MHz	74.77	3.06	6.99	●
UWB band 2	3696 - 4224 MHz	67.26	3.25	6.85	●
UWB band 3	4224 - 4752 MHz	70.28	1.86	6.82	●
UWB band 4	4752 - 5280 MHz	72.94	2.20	6.69	●
UWB band 5	5280 - 5808 MHz	77.67	2.17	10.31	●

● Suitable band      ● Adequate band in good signal conditions      ● Likely to be unsuitable

**NOTE:** For each frequency band, Siretta provides a traffic light indication to show the suitability of the antenna for use at that frequency band. Determination of exactly what makes an antenna good or bad at any frequency is subjective.

The view presented is that of Siretta's engineering team having taken into account the efficiency and VSWR measurements. The end user is advised to use their own criteria and/or testing to confirm suitability.

### Test Setup (ø400 mm Ground Plane)



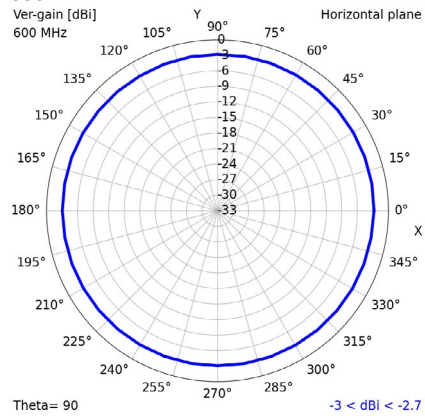


## Tango 41

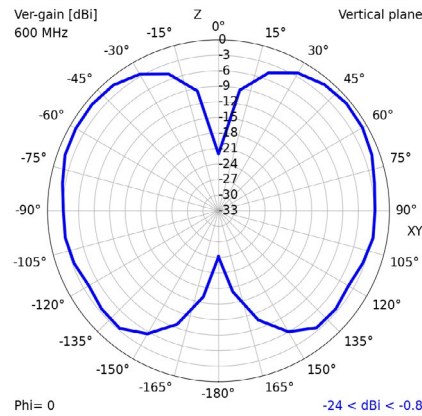
5G/4G/Dual Band Wi-Fi/LoRa/SigFox Panel Mount Antenna

### 2D Radiation Plots

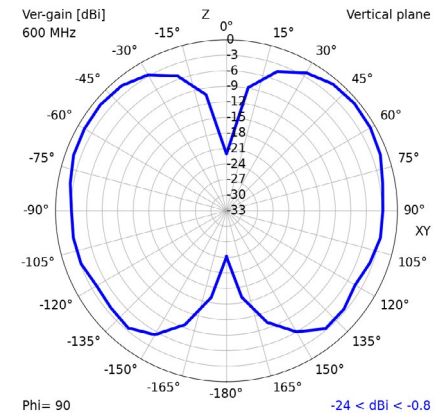
#### 600 MHz XY



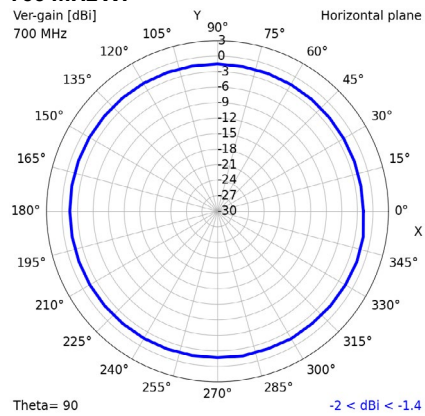
#### XZ



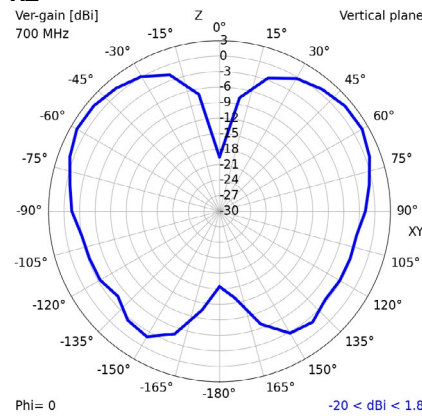
#### YZ



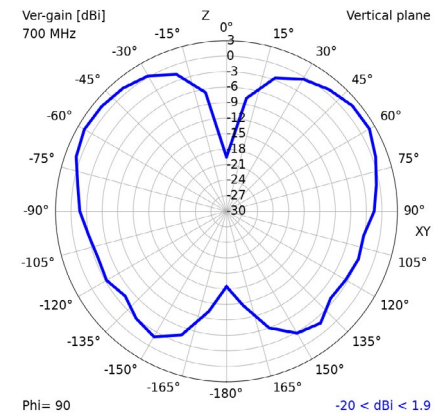
#### 700 MHz XY



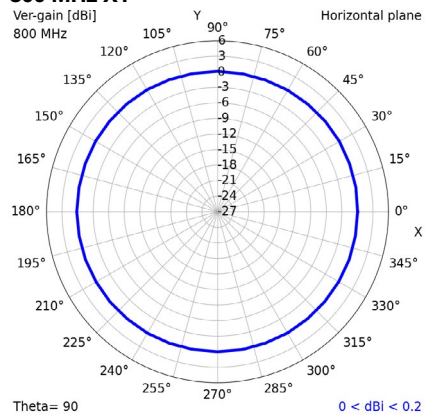
#### XZ



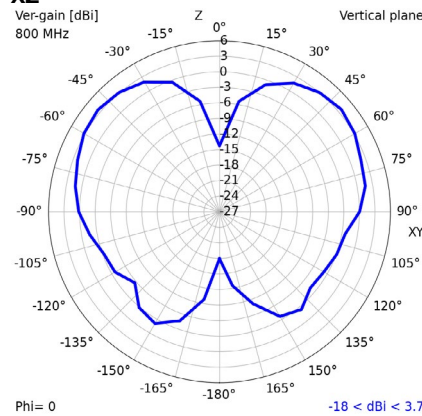
#### YZ



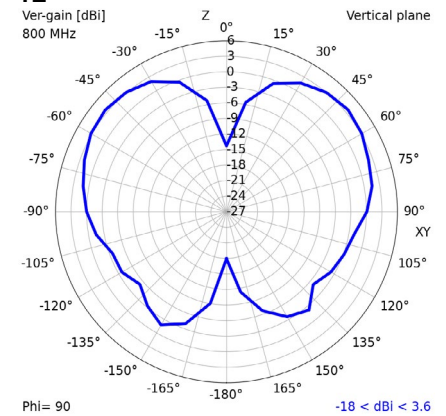
#### 800 MHz XY



#### XZ



#### YZ



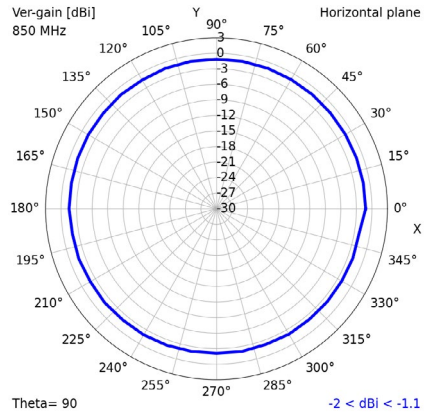


## Tango 41

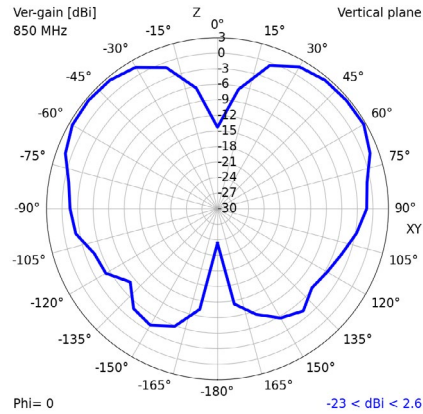
5G/4G/Dual Band Wi-Fi/LoRa/SigFox Panel Mount Antenna

### 2D Radiation Plots

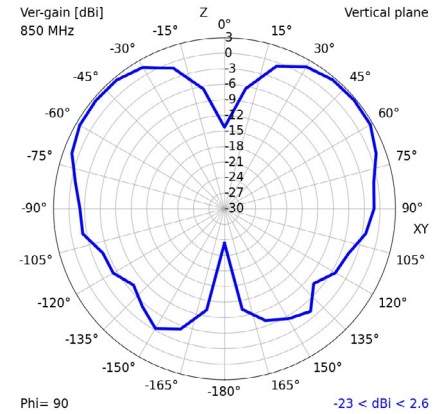
#### 850 MHz XY



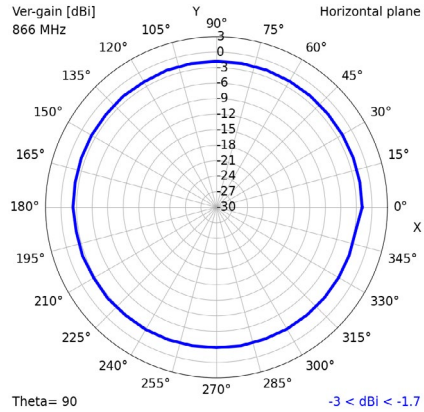
#### XZ



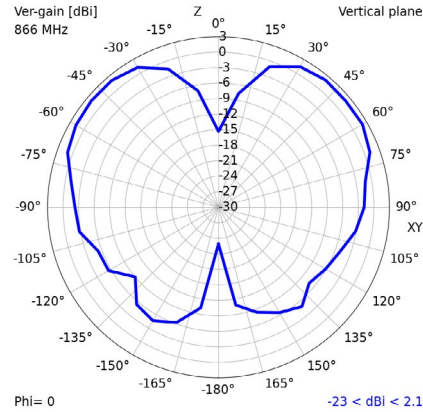
#### YZ



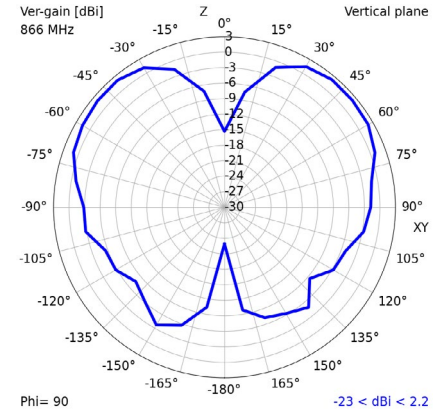
#### 866 MHz XY



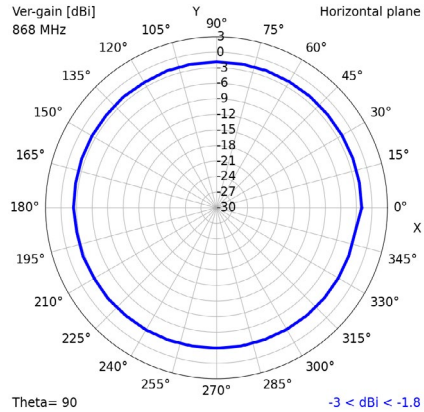
#### XZ



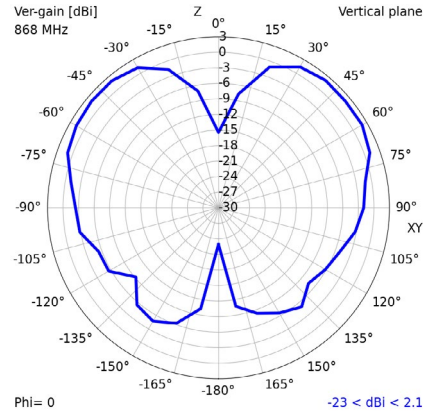
#### YZ



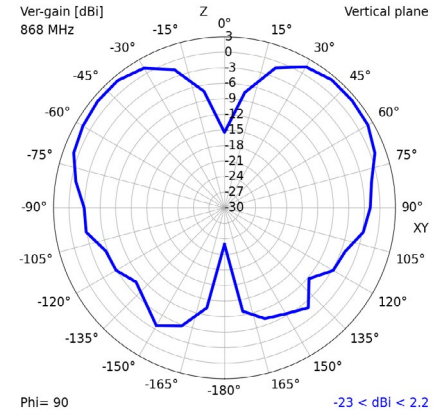
#### 868 MHz XY



#### XZ



#### YZ



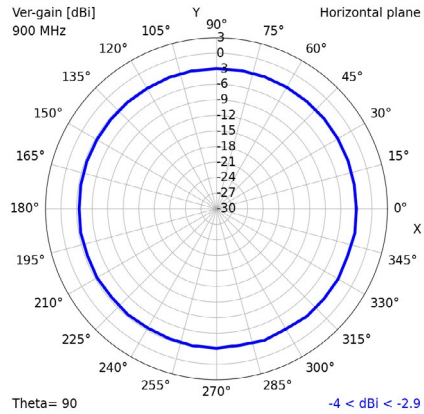


## Tango 41

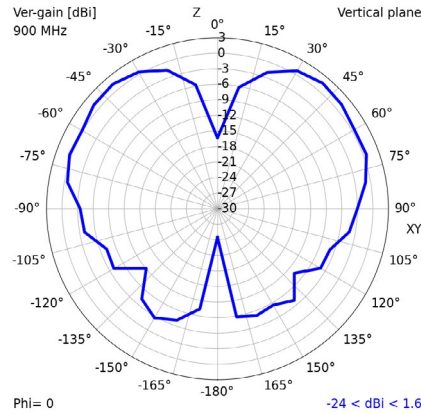
5G/4G/Dual Band Wi-Fi/LoRa/SigFox Panel Mount Antenna

### 2D Radiation Plots

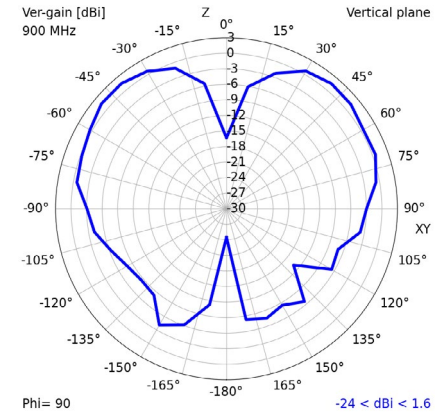
#### 900 MHz XY



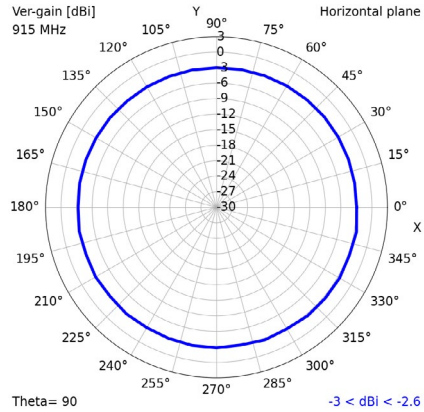
#### XZ



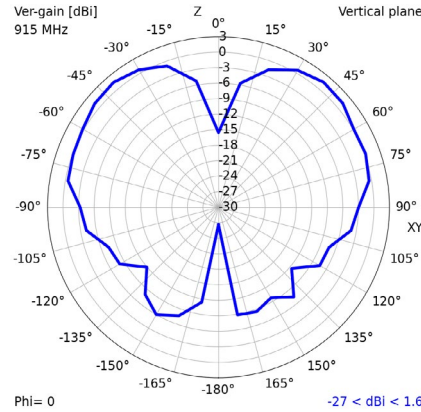
#### YZ



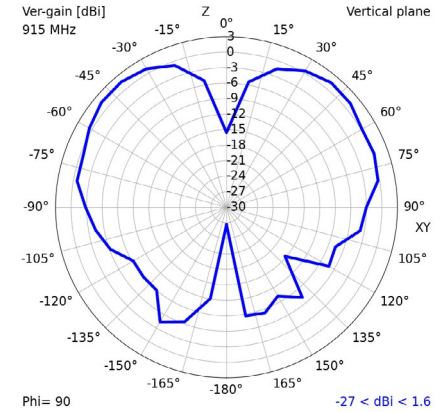
#### 915 MHz XY



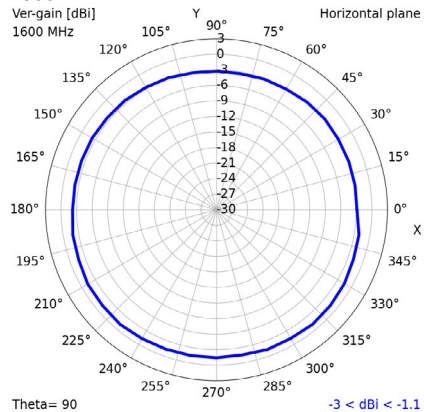
#### XZ



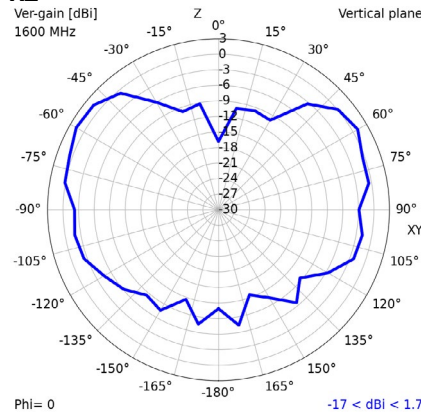
#### YZ



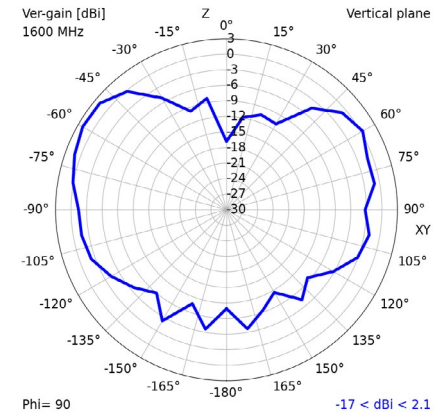
#### 1600 MHz XY



#### XZ



#### YZ



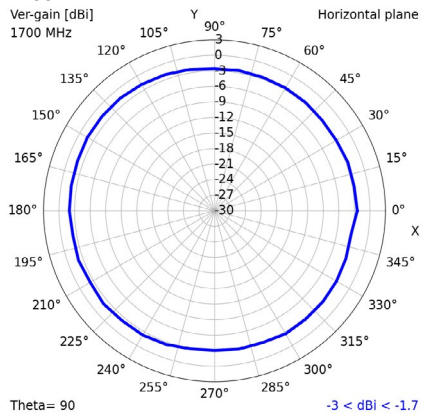


## Tango 41

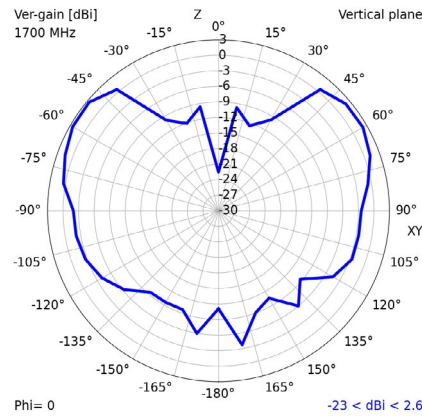
5G/4G/Dual Band Wi-Fi/LoRa/SigFox Panel Mount Antenna

### 2D Radiation Plots

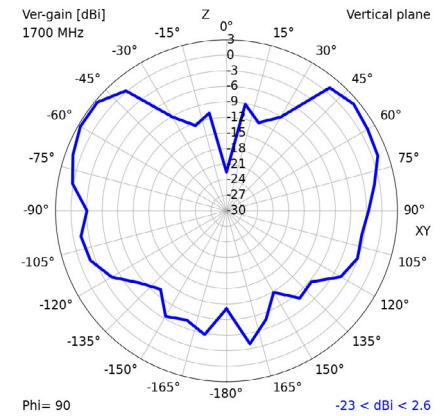
#### 1700 MHz XY



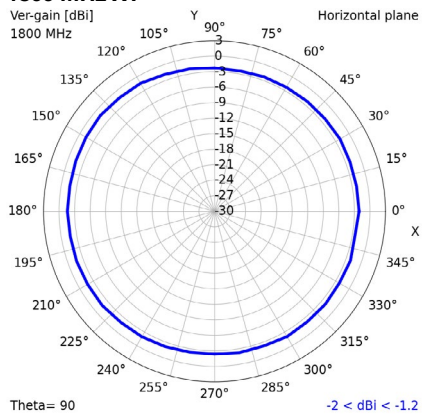
#### XZ



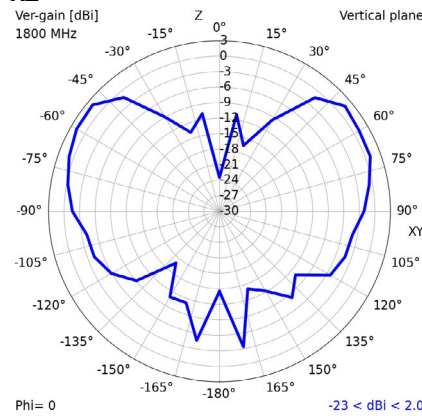
#### YZ



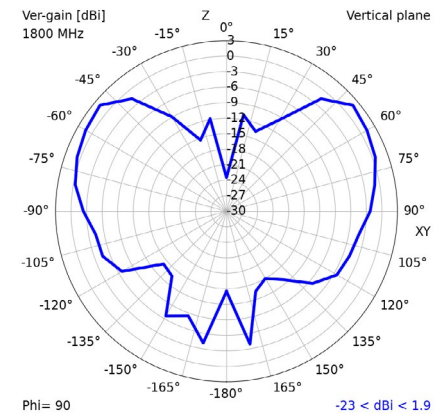
#### 1800 MHz XY



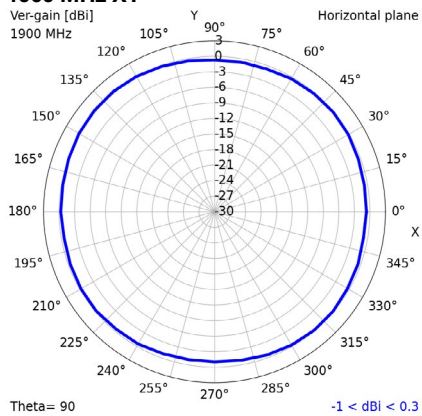
#### XZ



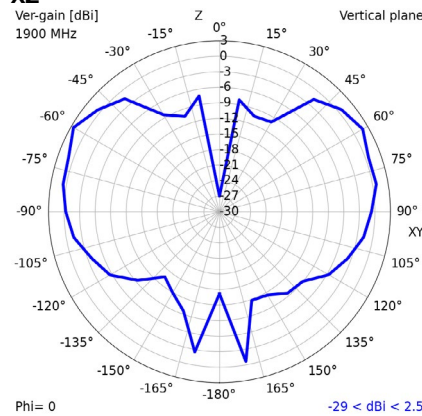
#### YZ



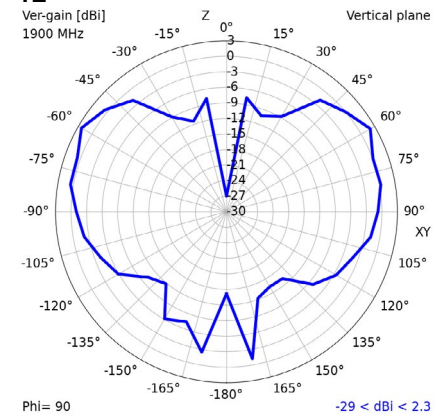
#### 1900 MHz XY



#### XZ



#### YZ



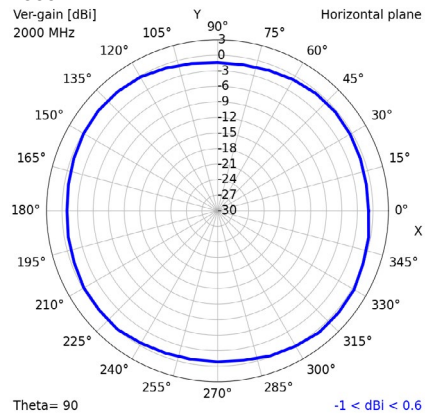


## Tango 41

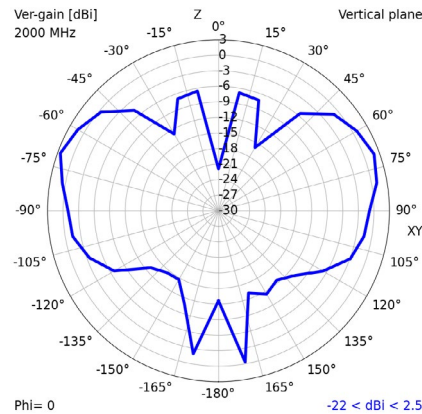
5G/4G/Dual Band Wi-Fi/LoRa/SigFox Panel Mount Antenna

### 2D Radiation Plots

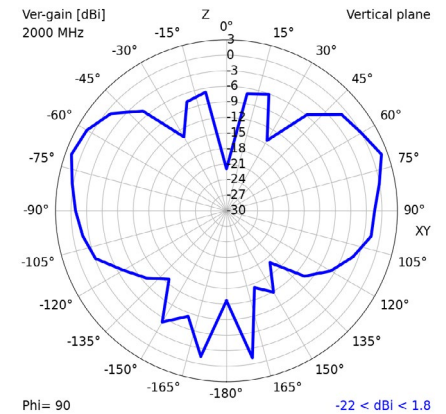
#### 2000 MHz XY



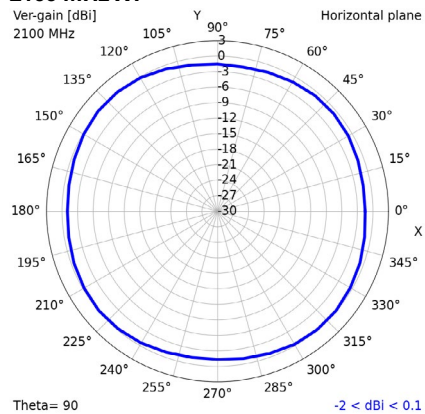
#### XZ



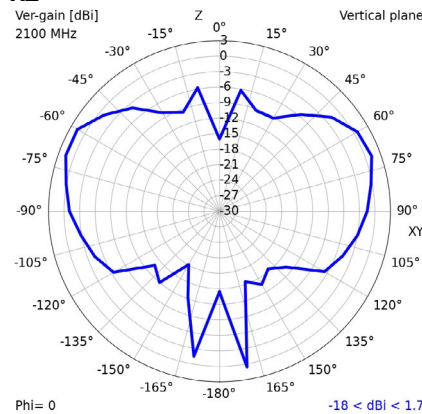
#### YZ



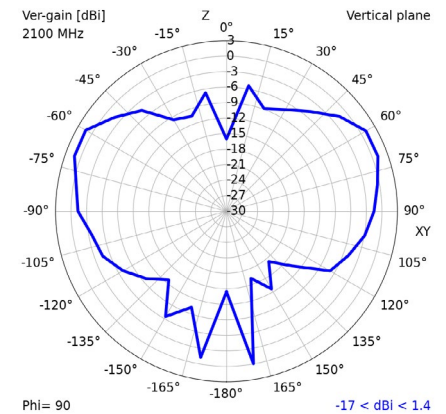
#### 2100 MHz XY



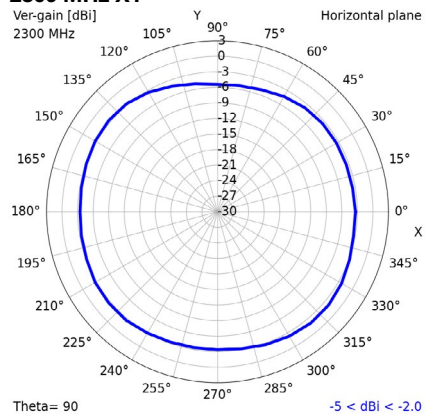
#### XZ



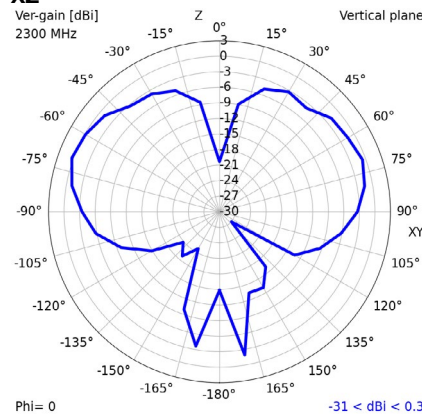
#### YZ



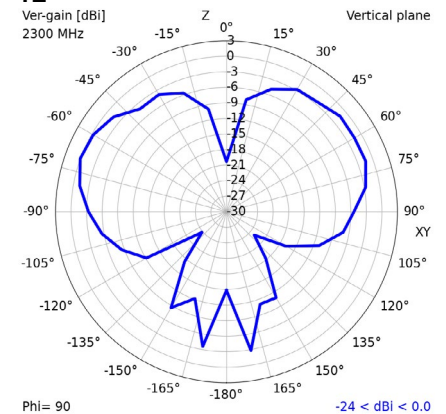
#### 2300 MHz XY



#### XZ



#### YZ



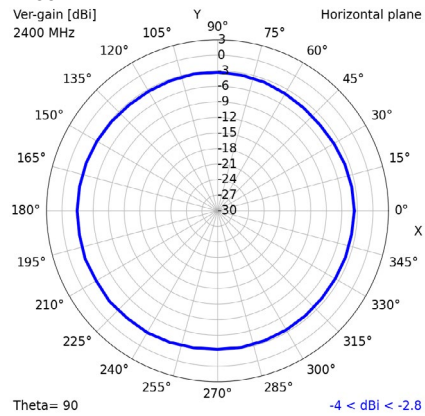


## Tango 41

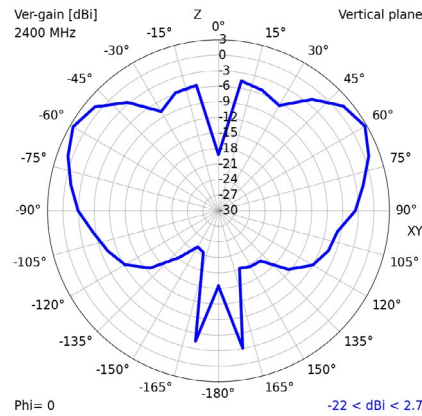
5G/4G/Dual Band Wi-Fi/LoRa/SigFox Panel Mount Antenna

### 2D Radiation Plots

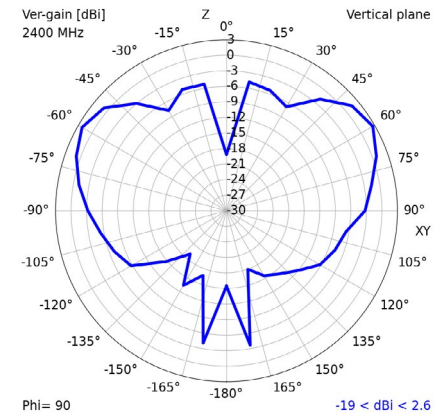
#### 2400 MHz XY



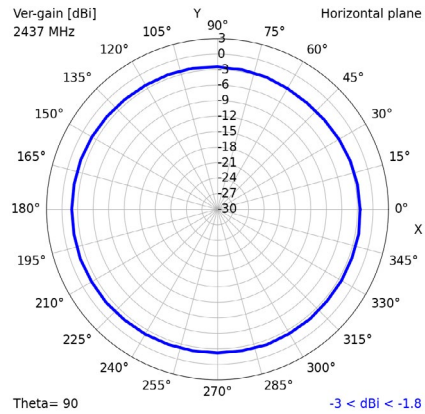
#### XZ



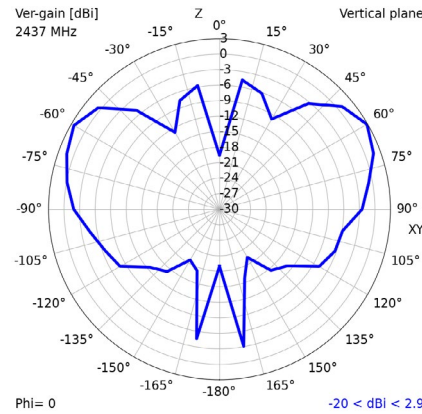
#### YZ



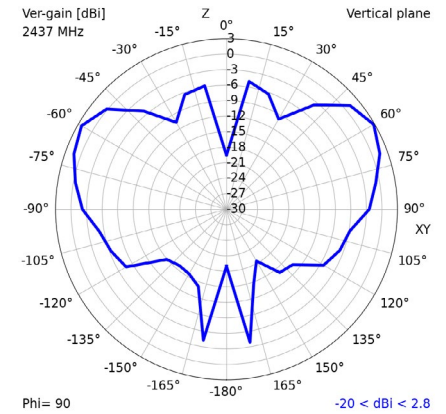
#### 2437 MHz XY



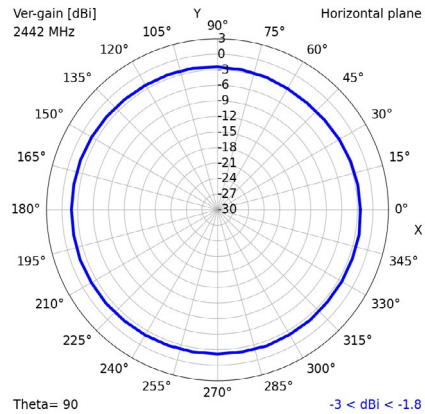
#### XZ



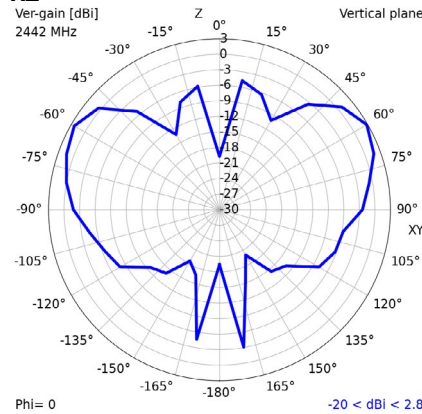
#### YZ



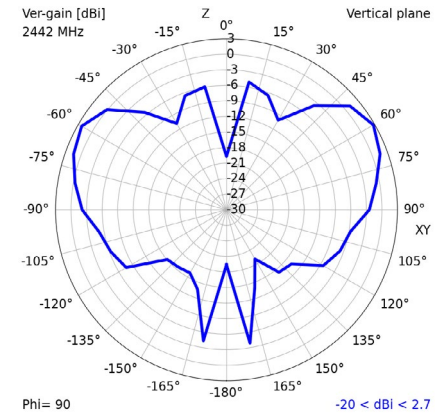
#### 2442 MHz XY



#### XZ



#### YZ



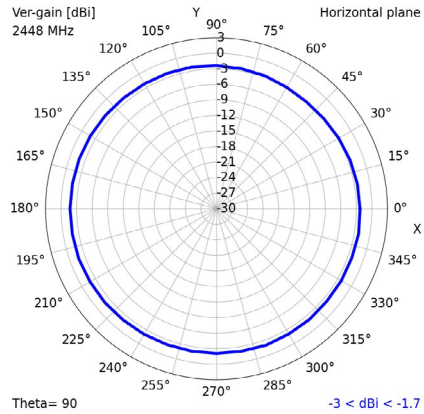


## Tango 41

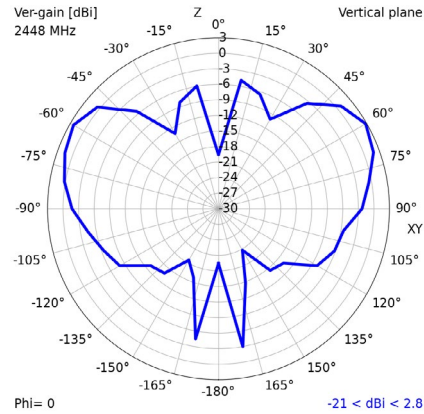
5G/4G/Dual Band Wi-Fi/LoRa/SigFox Panel Mount Antenna

### 2D Radiation Plots

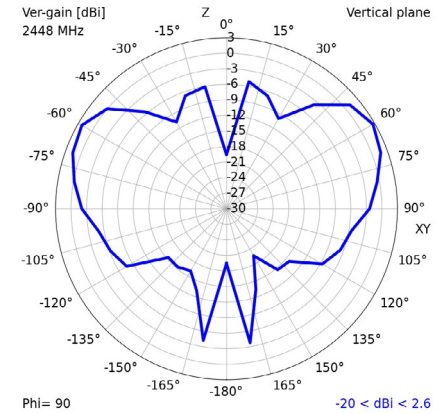
#### 2448 MHz XY



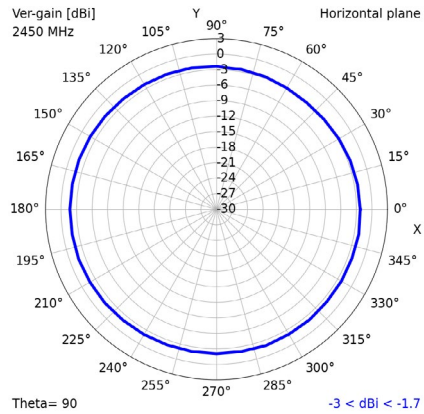
#### XZ



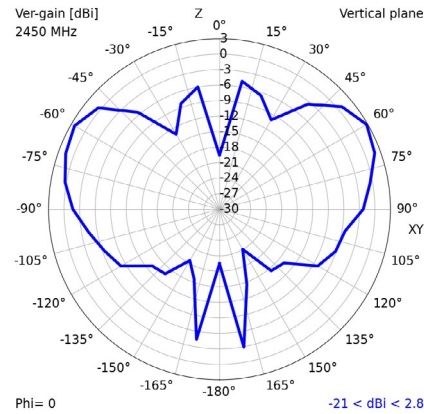
#### YZ



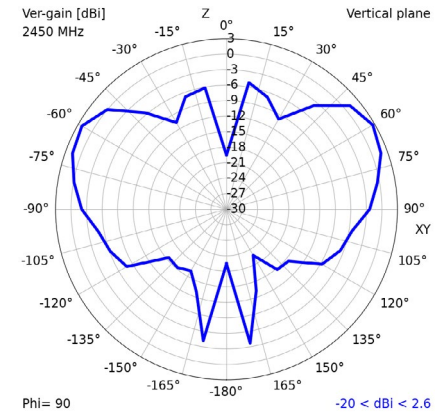
#### 2450 MHz XY



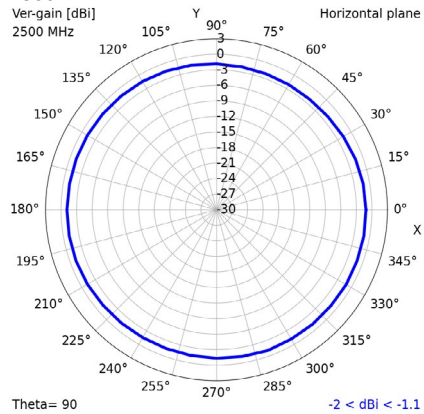
#### XZ



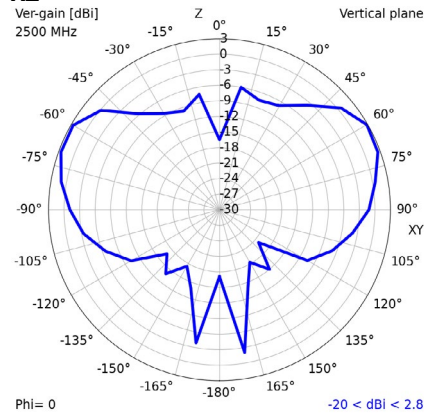
#### YZ



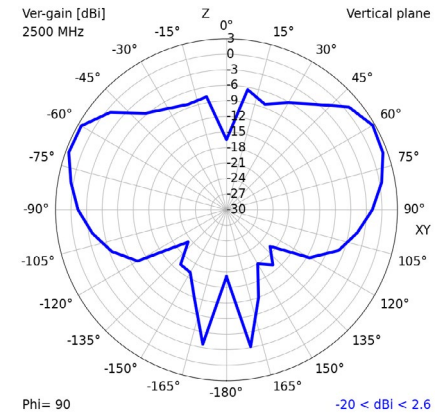
#### 2500 MHz XY



#### XZ



#### YZ



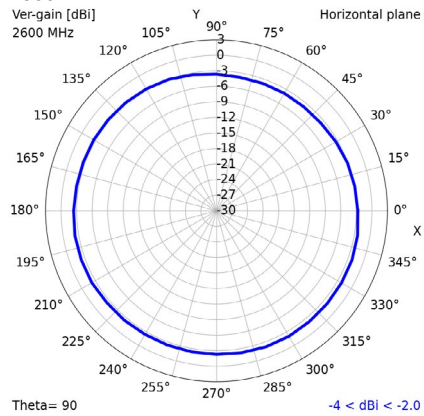


## Tango 41

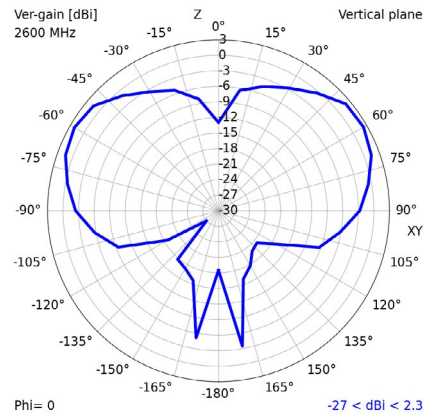
5G/4G/Dual Band Wi-Fi/LoRa/SigFox Panel Mount Antenna

### 2D Radiation Plots

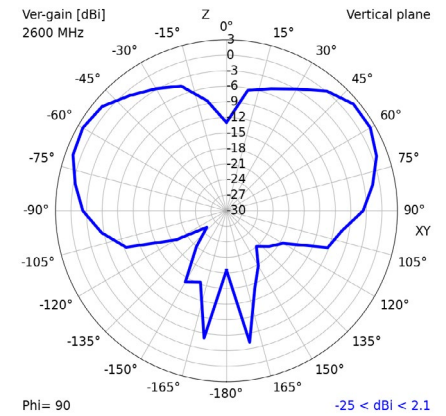
#### 2600 MHz XY



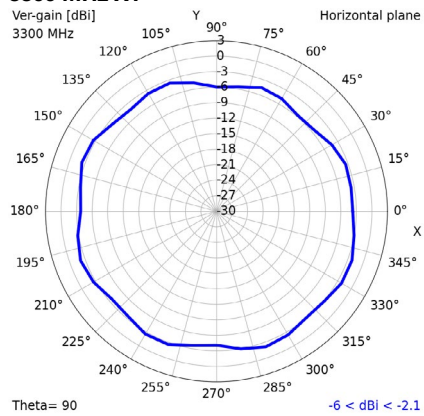
#### XZ



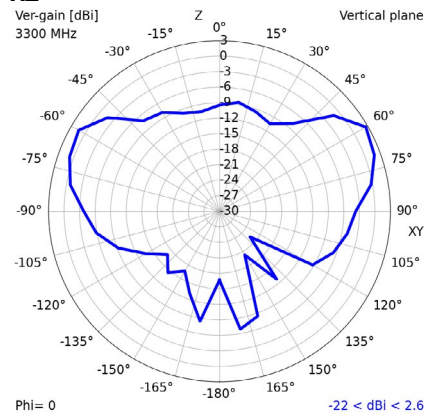
#### YZ



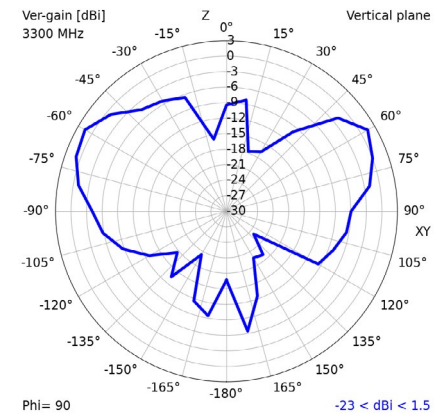
#### 3300 MHz XY



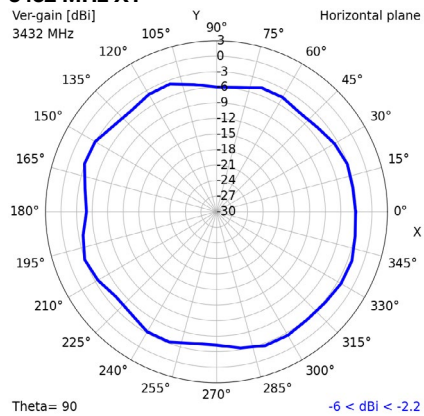
#### XZ



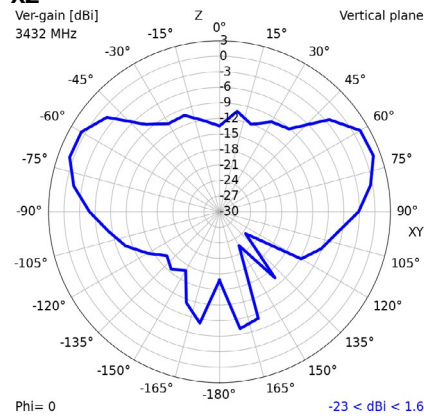
#### YZ



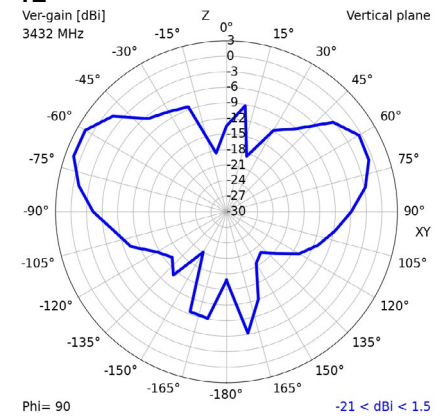
#### 3432 MHz XY



#### XZ



#### YZ



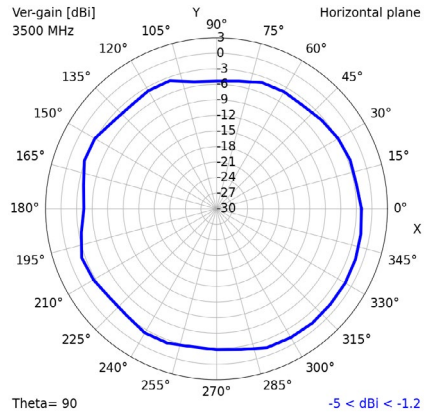


## Tango 41

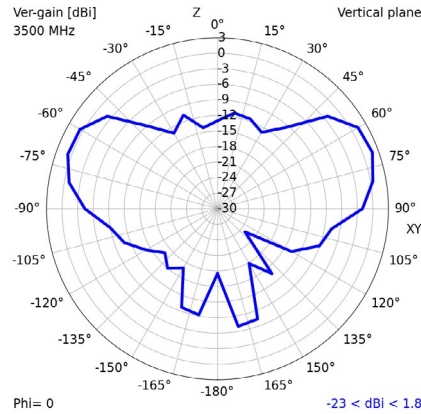
5G/4G/Dual Band Wi-Fi/LoRa/SigFox Panel Mount Antenna

### 2D Radiation Plots

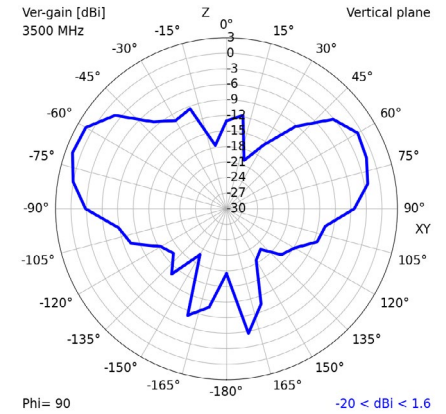
#### 3500 MHz XY



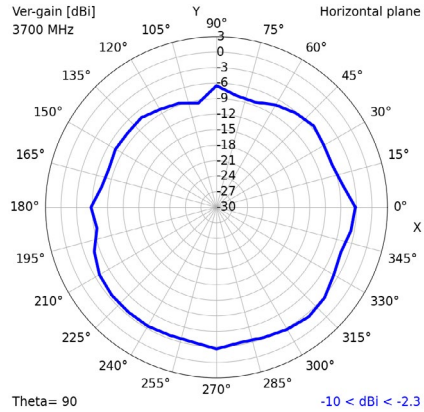
#### XZ



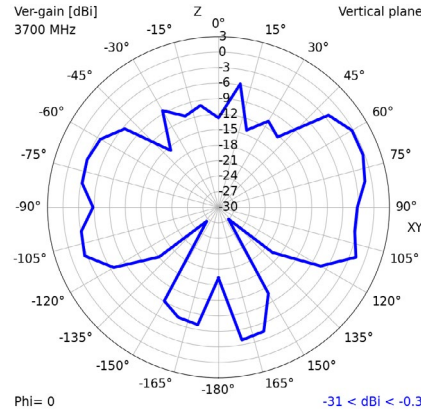
#### YZ



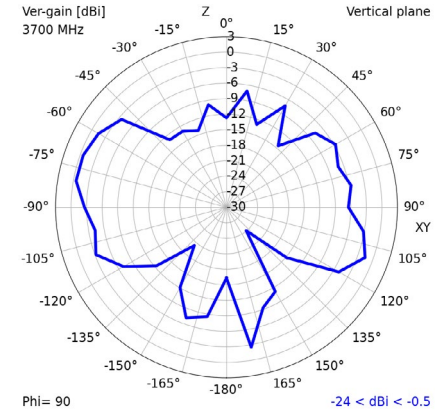
#### 3700 MHz XY



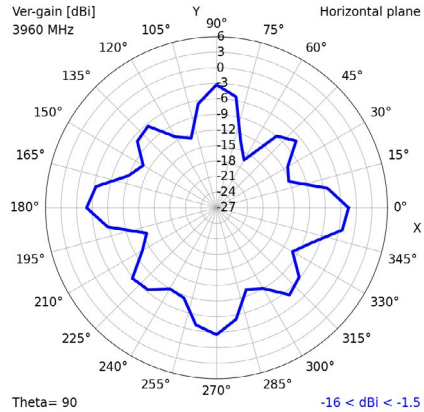
#### XZ



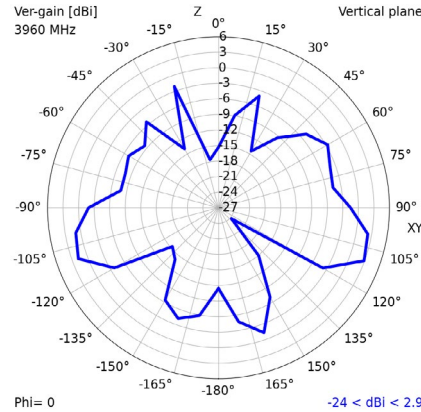
#### YZ



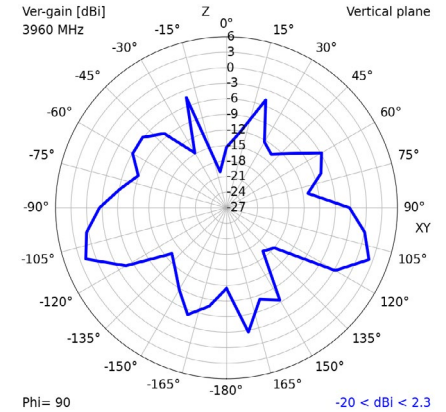
#### 3960 MHz XY



#### XZ



#### YZ



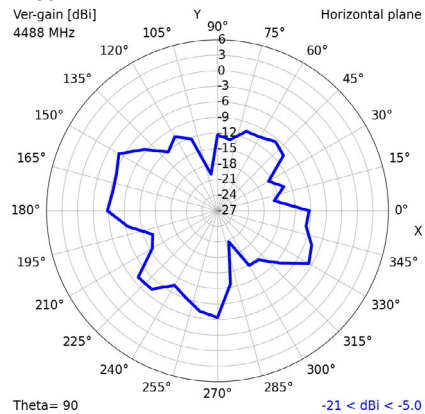


## Tango 41

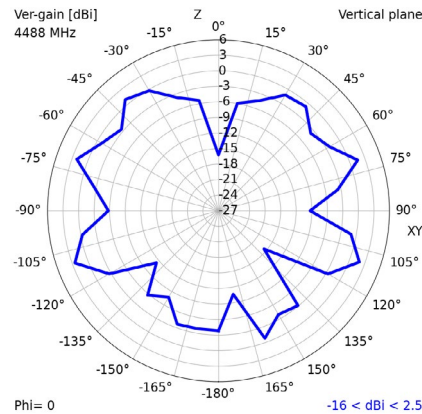
5G/4G/Dual Band Wi-Fi/LoRa/SigFox Panel Mount Antenna

### 2D Radiation Plots

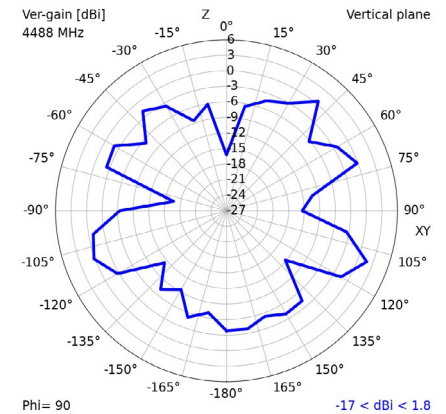
#### 4488 MHz XY



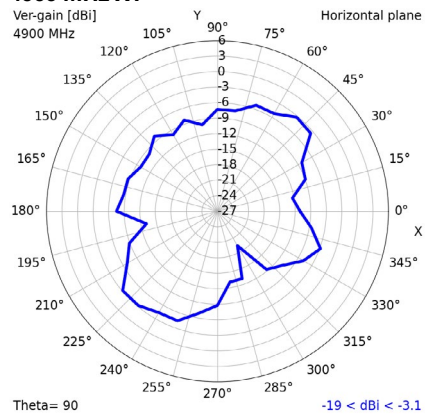
#### XZ



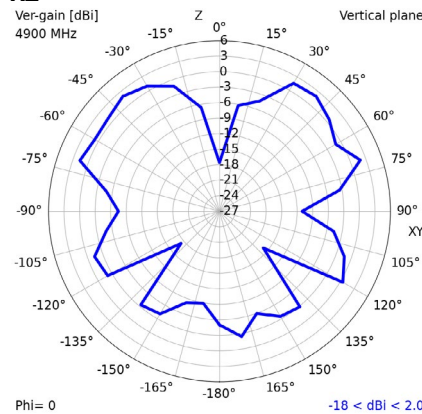
#### YZ



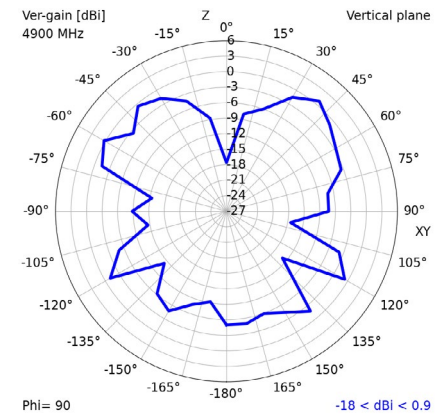
#### 4900 MHz XY



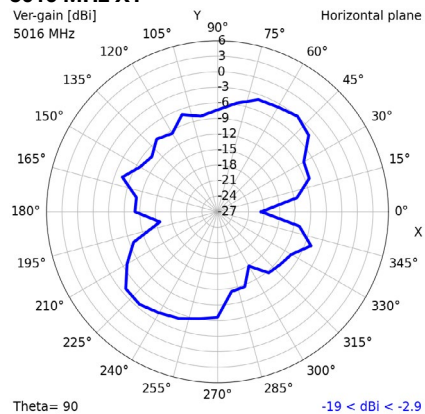
#### XZ



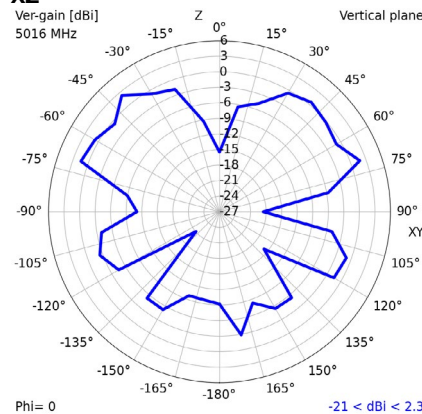
#### YZ



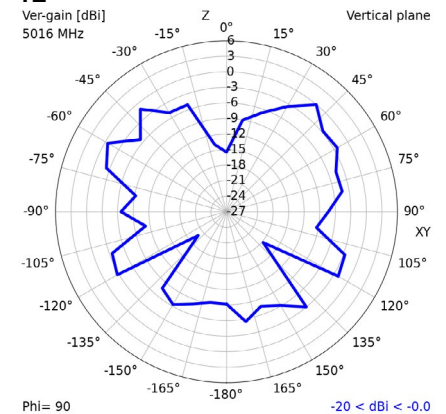
#### 5016 MHz XY



#### XZ



#### YZ



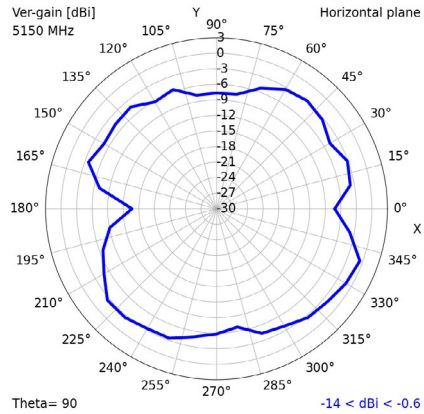


## Tango 41

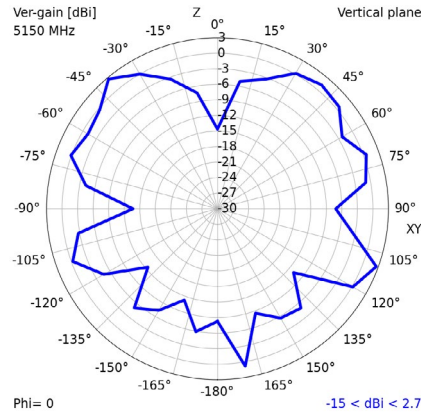
5G/4G/Dual Band Wi-Fi/LoRa/SigFox Panel Mount Antenna

### 2D Radiation Plots

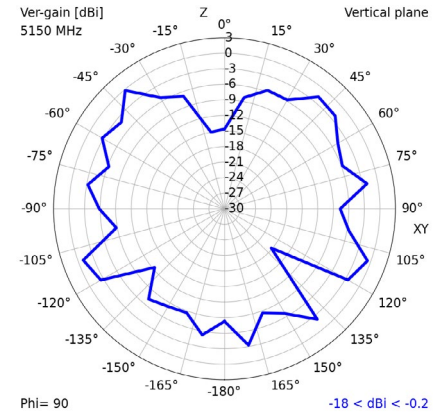
#### 5150 MHz XY



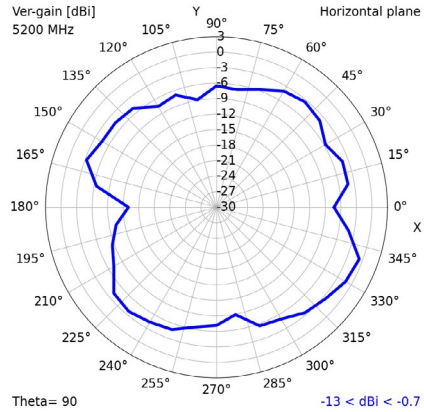
#### XZ



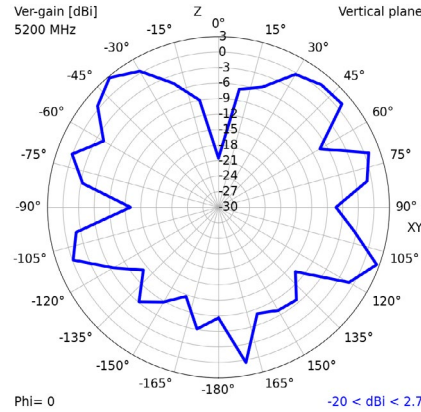
#### YZ



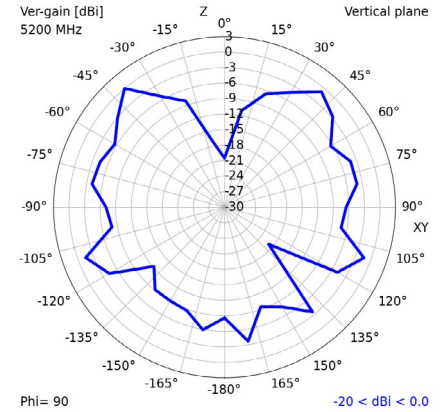
#### 5200 MHz XY



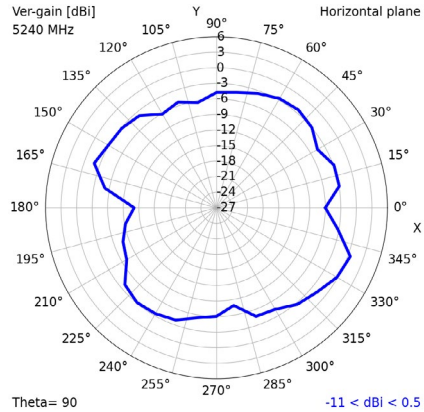
#### XZ



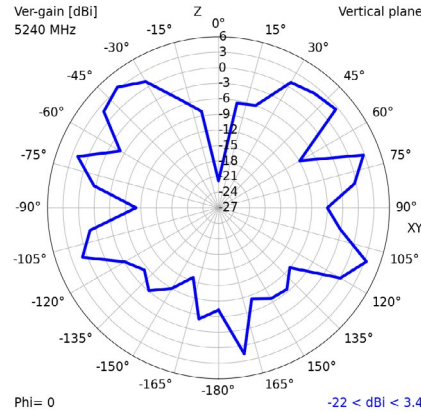
#### YZ



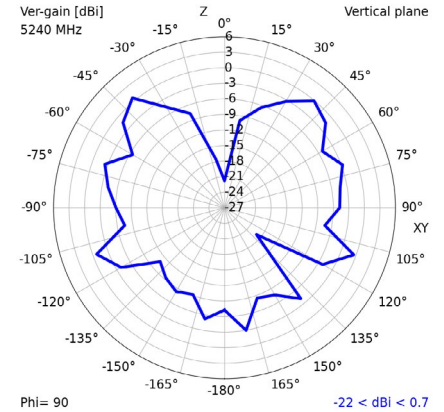
#### 5240 MHz XY



#### XZ



#### YZ



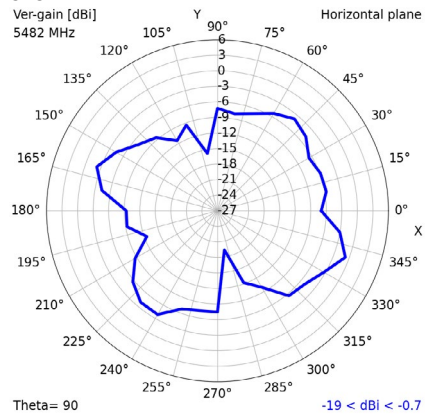


## Tango 41

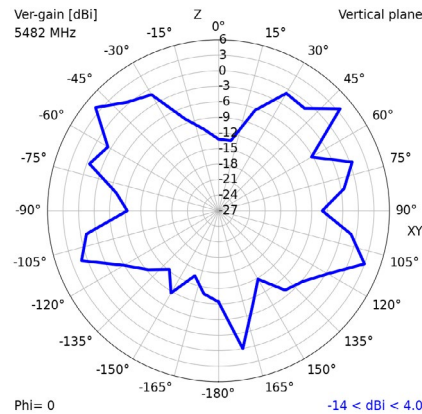
5G/4G/Dual Band Wi-Fi/LoRa/SigFox Panel Mount Antenna

### 2D Radiation Plots

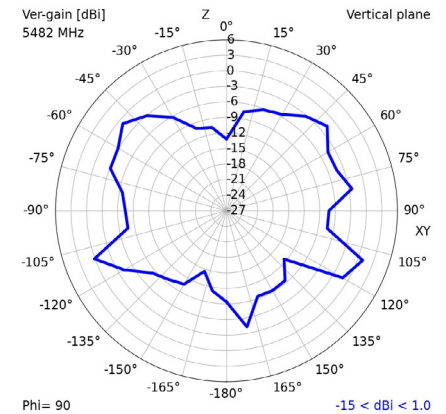
#### 5482 MHz XY



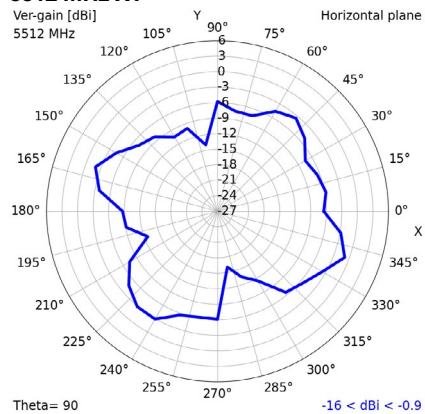
#### XZ



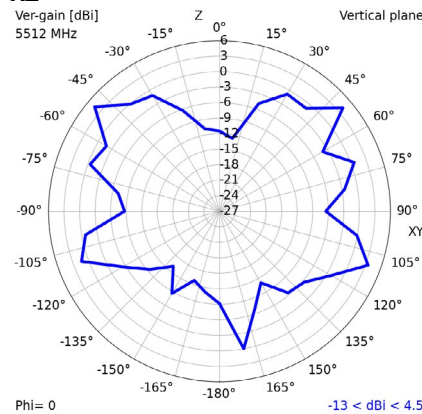
#### YZ



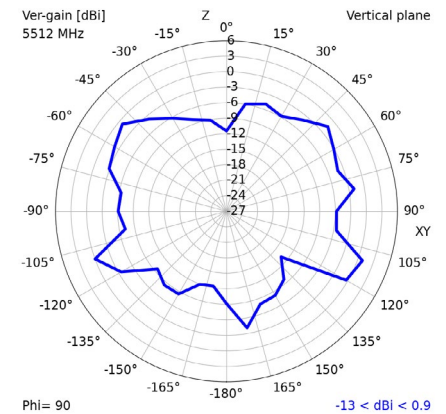
#### 5512 MHz XY



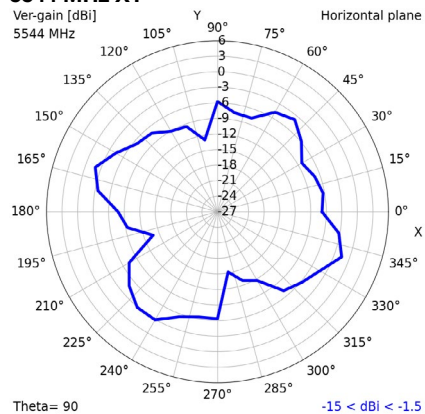
#### XZ



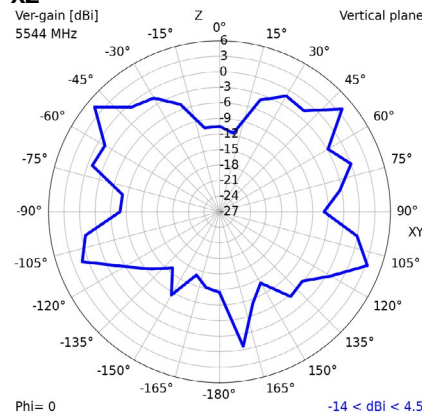
#### YZ



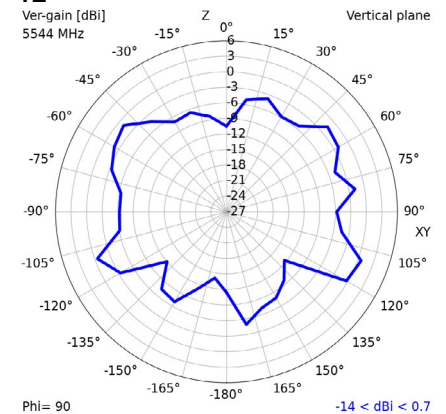
#### 5544 MHz XY



#### XZ



#### YZ



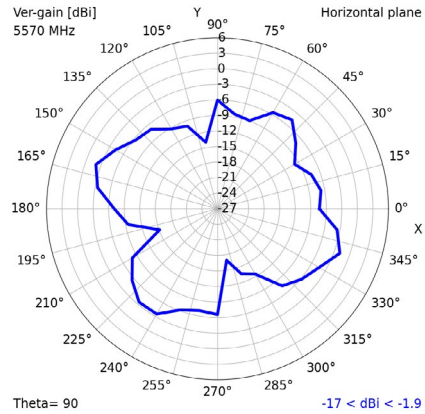


## Tango 41

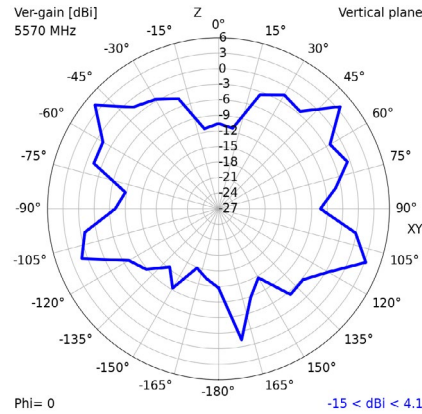
5G/4G/Dual Band Wi-Fi/LoRa/SigFox Panel Mount Antenna

### 2D Radiation Plots

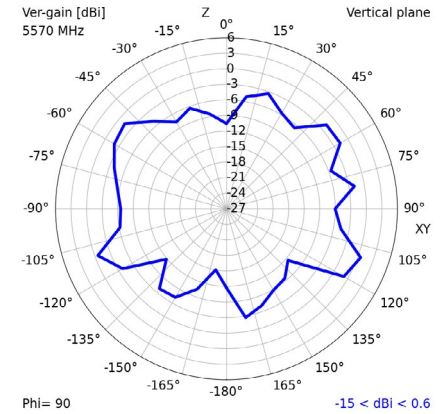
#### 5570 MHz XY



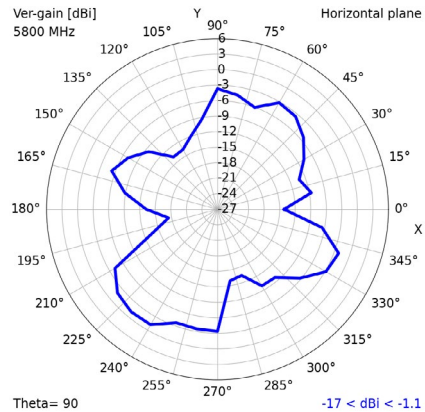
#### XZ



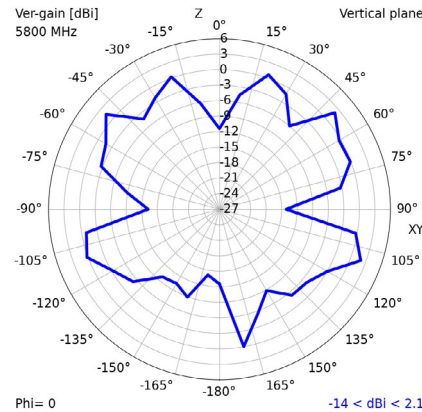
#### YZ



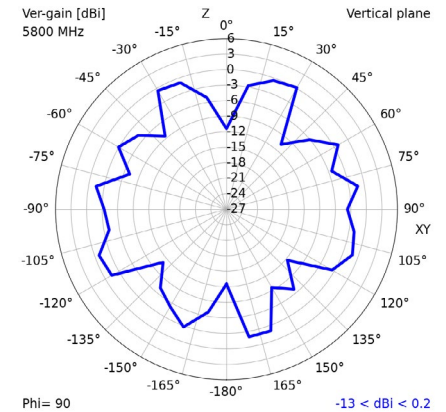
#### 5800 MHz XY



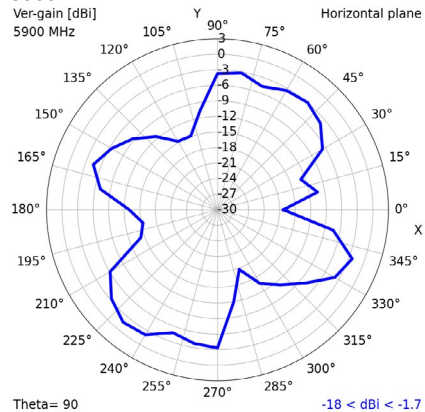
#### XZ



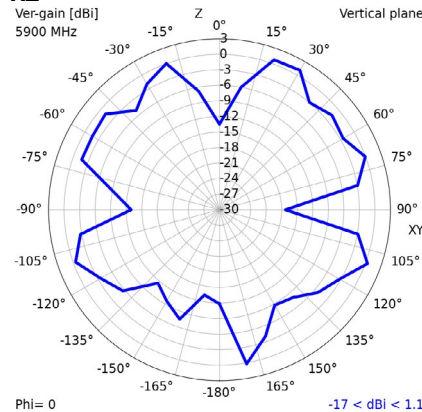
#### YZ



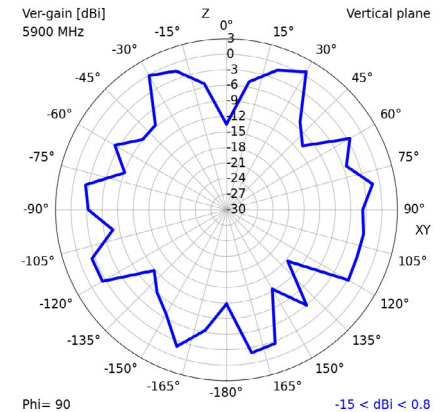
#### 5900 MHz XY



#### XZ



#### YZ



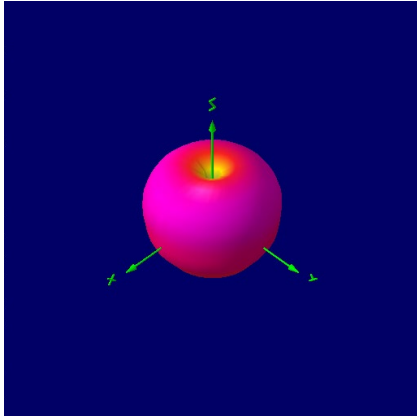


## Tango 41

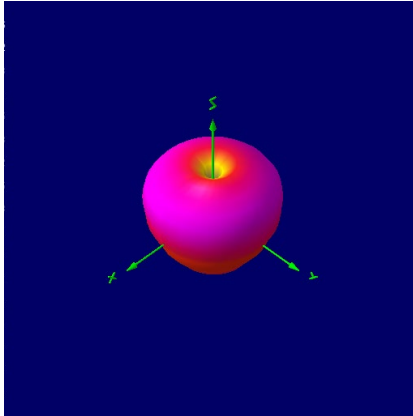
5G/4G/Dual Band Wi-Fi/LoRa/SigFox Panel Mount Antenna

### 3D Radiation Plots

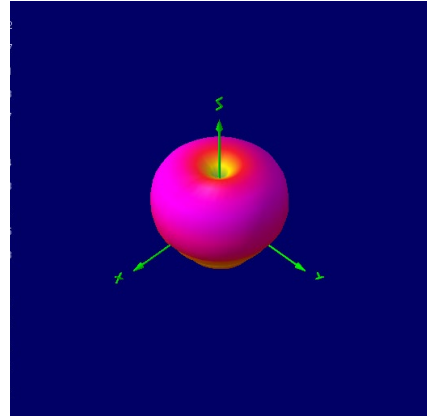
600 MHz



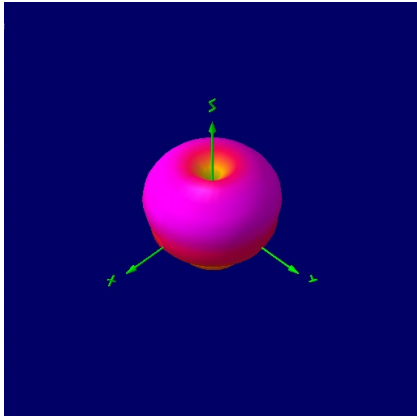
700 MHz



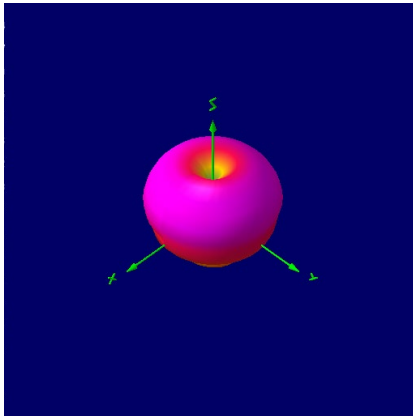
800 MHz



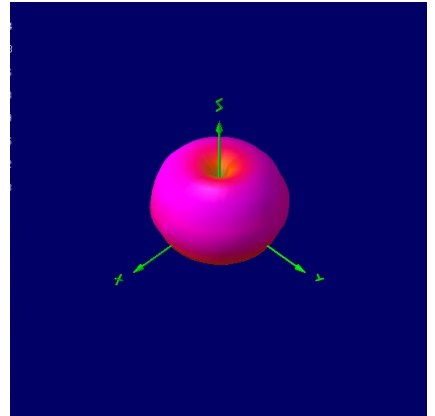
850 MHz



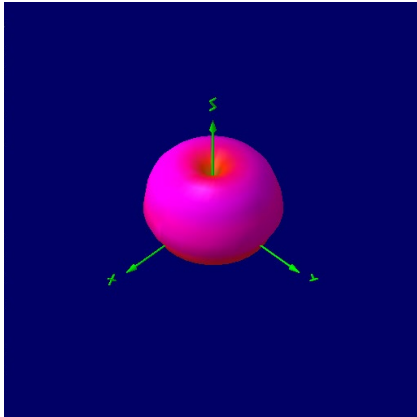
868 MHz



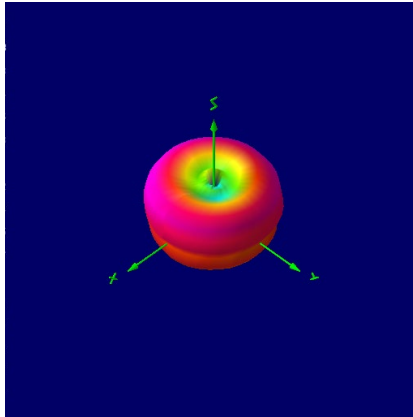
900 MHz



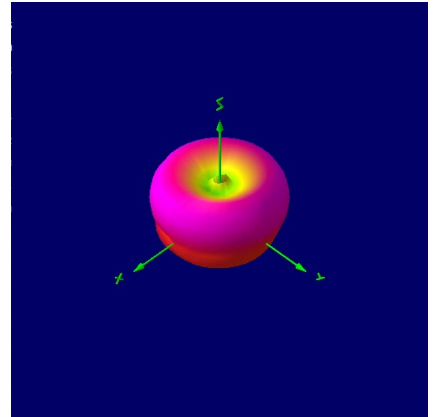
915 MHz



1600 MHz



1700 MHz



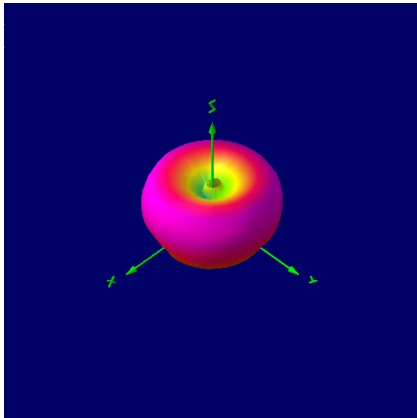


## Tango 41

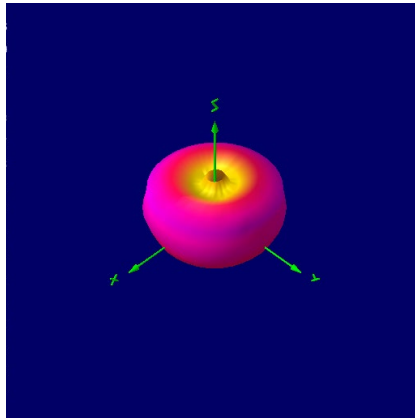
5G/4G/Dual Band Wi-Fi/LoRa/SigFox Panel Mount Antenna

### 3D Radiation Plots

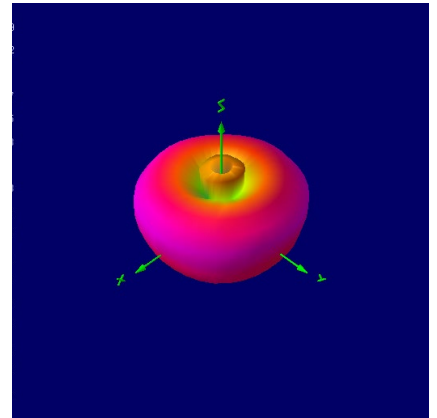
1800 MHz



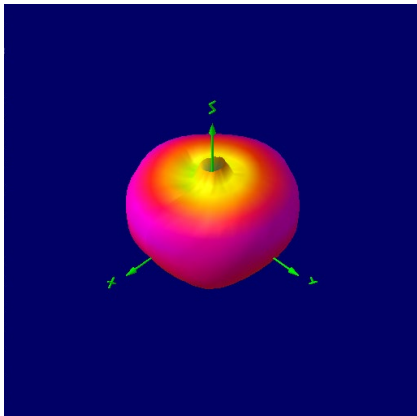
1900 MHz



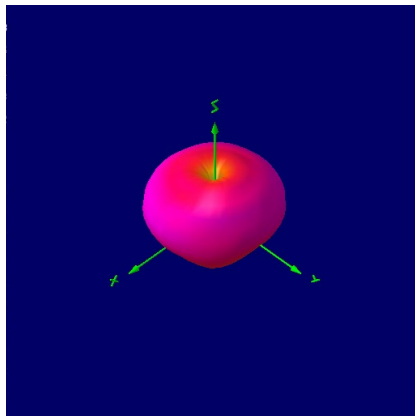
2000 MHz



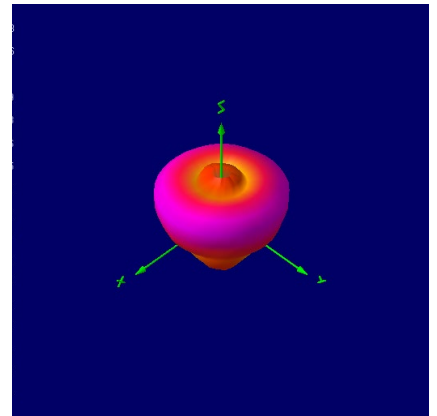
2100 MHz



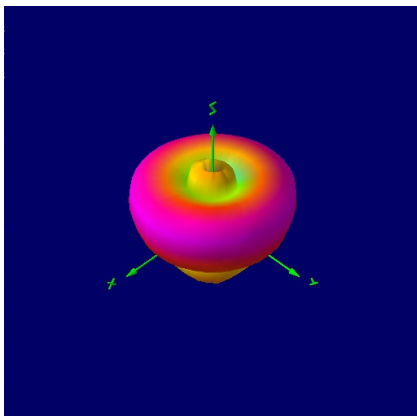
2300 MHz



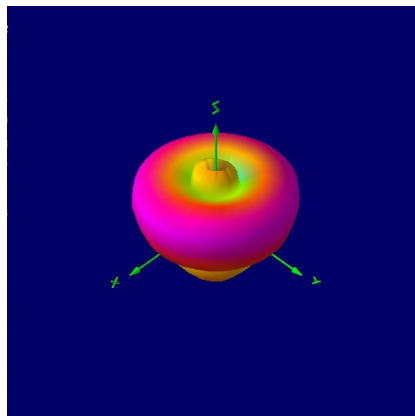
2400 MHz



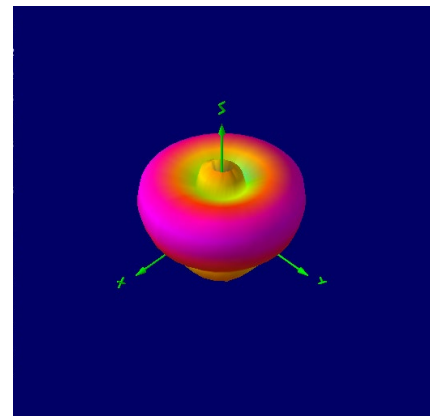
2437 MHz



2442 MHz



2448 MHz



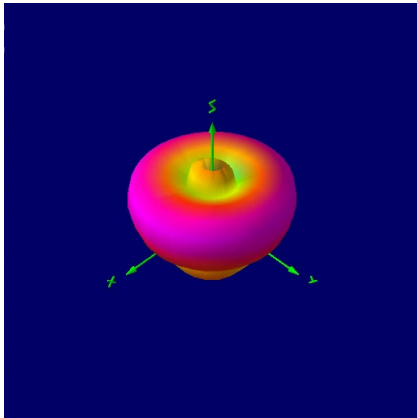


## Tango 41

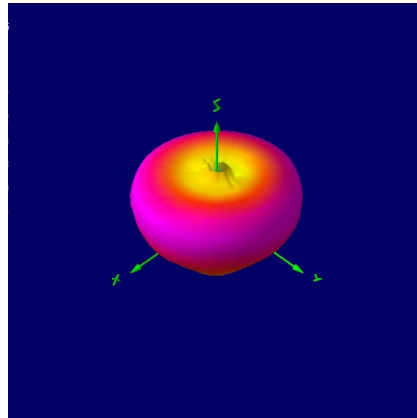
5G/4G/Dual Band Wi-Fi/LoRa/SigFox Panel Mount Antenna

### 3D Radiation Plots

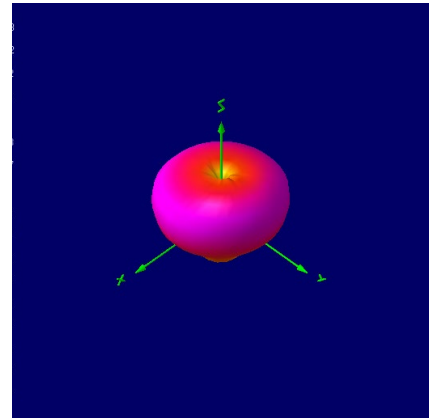
2450 MHz



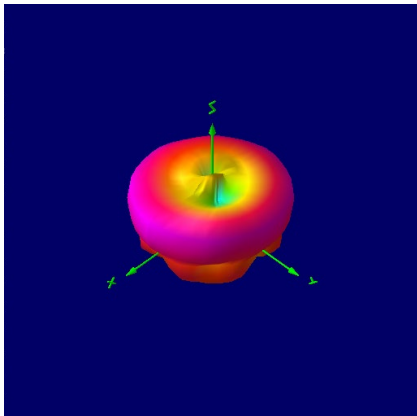
2500 MHz



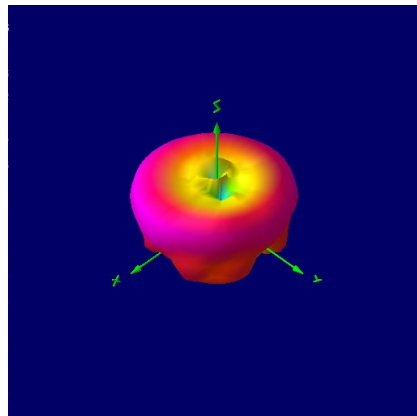
2600 MHz



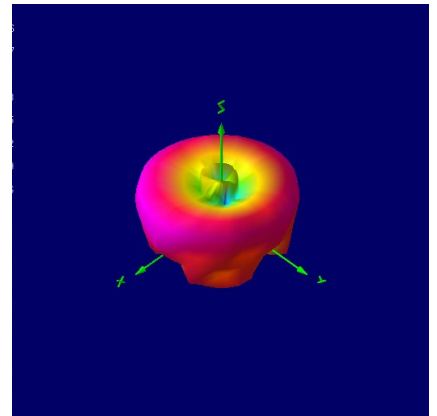
3300 MHz



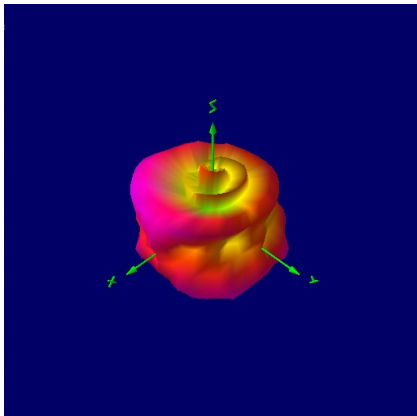
3432 MHz



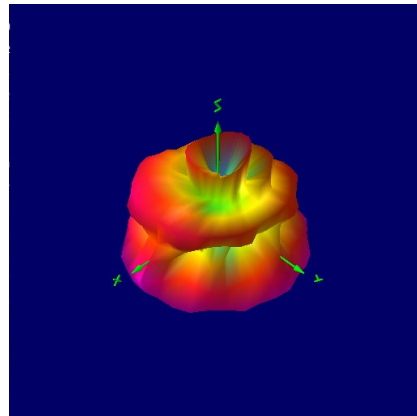
3500 MHz



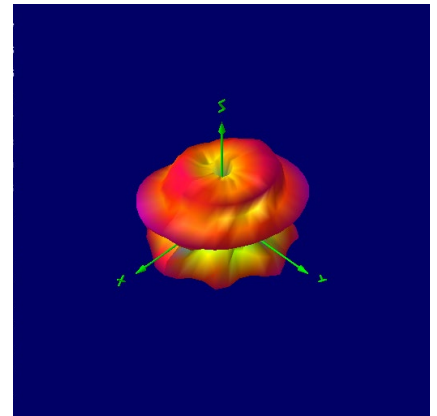
3700 MHz



3960 MHz



4488 MHz




## Tango 41

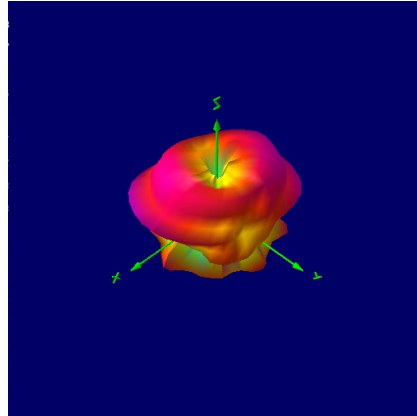
5G/4G/Dual Band Wi-Fi/LoRa/SigFox Panel Mount Antenna

### 3D Radiation Plots

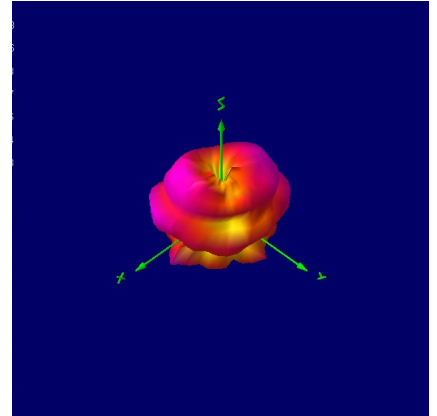
4900 MHz



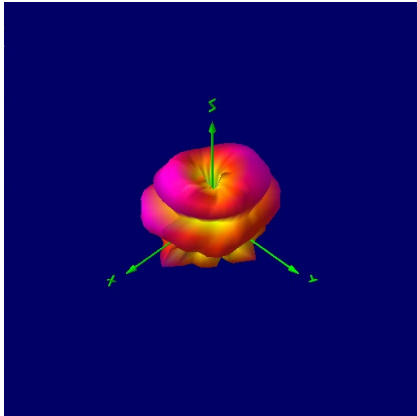
5016 MHz



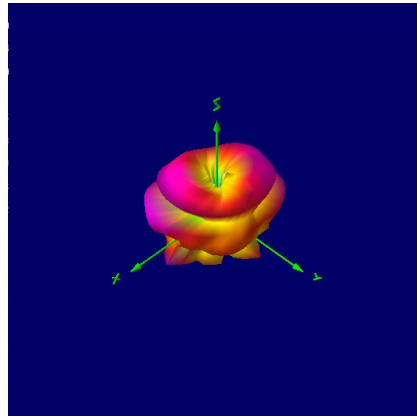
5150 MHz



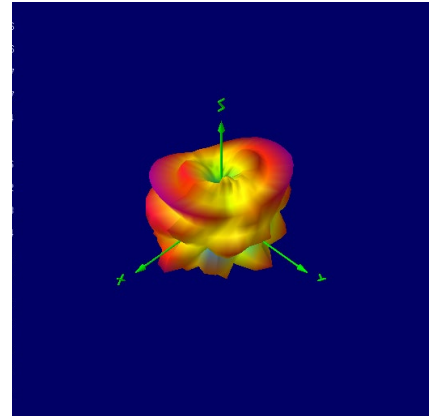
5200 MHz



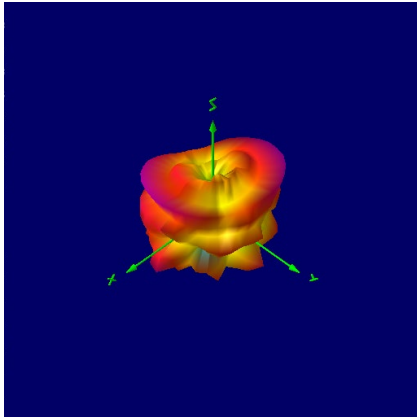
5240 MHz



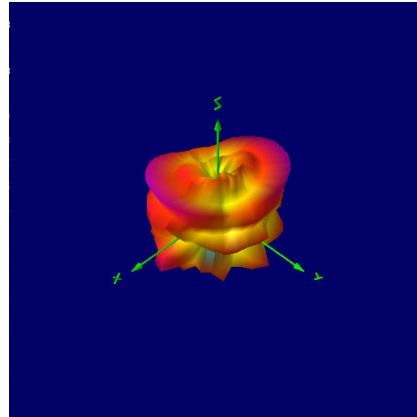
5512 MHz




5544 MHz



5570 MHz



5800 MHz






## Tango 41

5G/4G/Dual Band Wi-Fi/LoRa/SigFox Panel Mount Antenna

### 3D Radiation Plots

5900 MHz



**NOTE:** All 3D radiation plots are shown with Theta = 45 and Phi = 45.

### Ordering Details:

Part Number	Description
TANGO41/1M/SMAM/S/S/15	5G/4G/Dual Band Wi-Fi/LoRa/SigFox Panel Mount Antenna 1M Cable SMA Male Connector
TANGO41/2.5M/SMAM/S/S/15	5G/4G/Dual Band Wi-Fi/LoRa/SigFox Panel Mount Antenna 2.5M Cable SMA Male Connector
TANGO41/5M/SMAM/S/S/15	5G/4G/Dual Band Wi-Fi/LoRa/SigFox Panel Mount Antenna 5M Cable SMA Male Connector

Registered in England No. 08405712  
VAT Registration No. GB163 04 0349

[Download Latest Edition](#)



Siretta Ltd  
Basingstoke Road  
Spencers Wood  
Reading  
Berkshire RG7 1PW

sales  
email  
web

+44 118 796 9000  
sales@siretta.com  
www.siretta.com

Rev 2.1