Performance vs. Spectrum at your fingertips

When you are looking for the best antenna for your project, where do you start?

Looking at lots of different Antennas and the datasheets can get very confusing right?

At Siretta, we are always looking to simplify the process and our aim is to make sure you have lots of detailed performance data on the Antenna, whilst also making sure it is easy to read and, of course, that it makes sense!
We have included NEW valuable and time saving content to help you choose the antenna you need for your application.

For instance: New tables showing LTE / 5G & NB IoT Band Coverage – Providing a detailed look at the performance of an antenna across the cellular spectrum. Table outlining antenna performance on LTE/5G & NB IoT Band Coverage.

Table outlining antenna performance on LTE/5G & NB IoT Band Coverage.

Performance vs. Spectrum at your fingertips

LTE, CAT-M/5G Bands	NB-IoT Band	Regional Coverage	Uplink	Downlink	Avg Efficieny % over band	Max VSWR over Band
2/n2	B2	North America/Latin America/Caribbean	1850-1910 MHz	1930-1990 MHz	20.43 / 20.07	2.04 / 1.73
3/n3	B3	Europe/Africa/Asia/Oceania	1710-1785 MHz	1805-1880 MHz	25.38 / 21.17	3.62 / 2.98
11	B11	Country Specific	1427.9-1447.9 MHz	1475.9-1495.9 MHz	43.89 / 44.21	1.83 / 1.56
21		Country Specific	1447.9-1462.9 MHz	1495.9-1510.9 MHz	43.69 / 44.45	1.49 / 1.50
n24		----------	1626.5 - 1660.5 MHz	1525 - 1559 MHz	33.00 / 42.12	3.13 / 2.59
25/n25	B25	Country Specific	1850-1915 MHz	1525-1559 MHz	20.43 / 42.12	2.04 / 2.59
38/n38		Europe +	2570-2620 MHz		31.10	3.75
43		Country Specific	3600-3800 MHz		40.10	1.89
46		Country Specific	5150-5925 MHz		18.00	2.28
48/n48		Country Specific	3550-3700 MHz		33.26	1.89
n50		----------	1432 /1517 MHz		44.17	1.61
n51		----------	1427 - 1432 MHz		43.76	1.83
n53		----------	2483.5 - 2495 MHz		23.76	3.74
65/n65		Country Specific	1920-2010 MHz	2110-2200 MHz	20.04 / 14.03	1.92 / 2.99
66/n66	B66	Country Specific	1710-1780 MHz	2110-2200 MHz	26.34 / 14.03	3.62 / 2.99
n74			1427 - 1470 MHz	1475 - 1518 MHz	43.58 / 44.38	1.83 / 1.83

Radiation Plots & 3D: This will show you how the antenna radiates RF energy and will help you with antenna positioning, choosing the best antenna for your desired frequency and is also available in 3D format.

3D Radiation Plots tested with 1 m cable

700 MHz

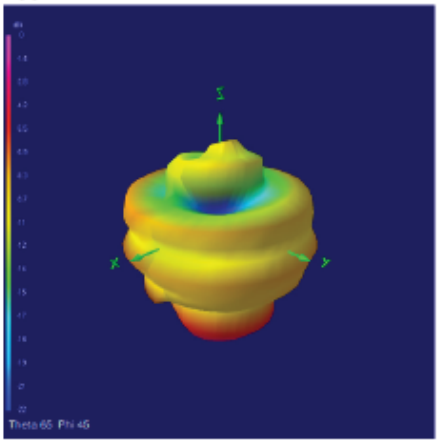

800 MHz

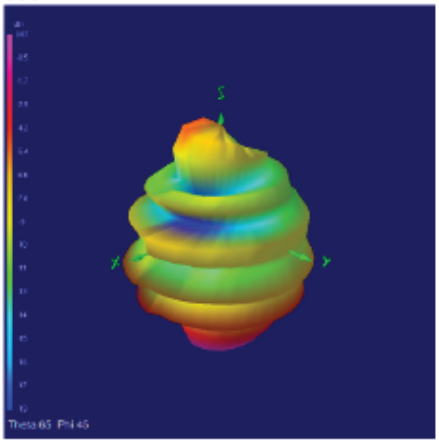

900 MHz

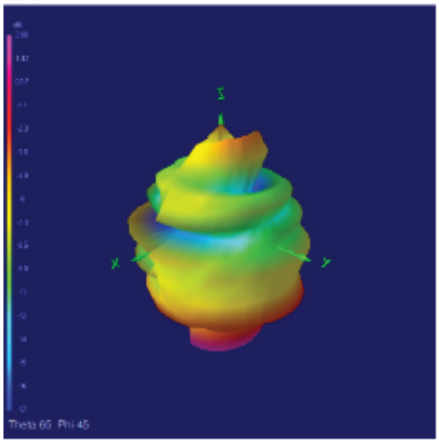

We have made sure all of the information about the antenna is in one place. But how do these changes benefit you?

Performance vs. Spectrum at your fingertips

The new coverage tables mean you can identify the versatility of a particular antenna, for example an antenna that may be suited to both cellular and WiFi, negating the need for two separate antennas.

Saves time as you don't need to search our website or call/ email and wait for a response.

You can share this with others for them to review.

There is more information for you to review when deciding on the best antenna for your application.

Siretta Ltd
Basingstoke Road
Spencers Wood
Reading
Berkshire RG7 1PW

sales
email
web

+44(0)118 976 9000
sales@siretta.com
www.siretta.com